


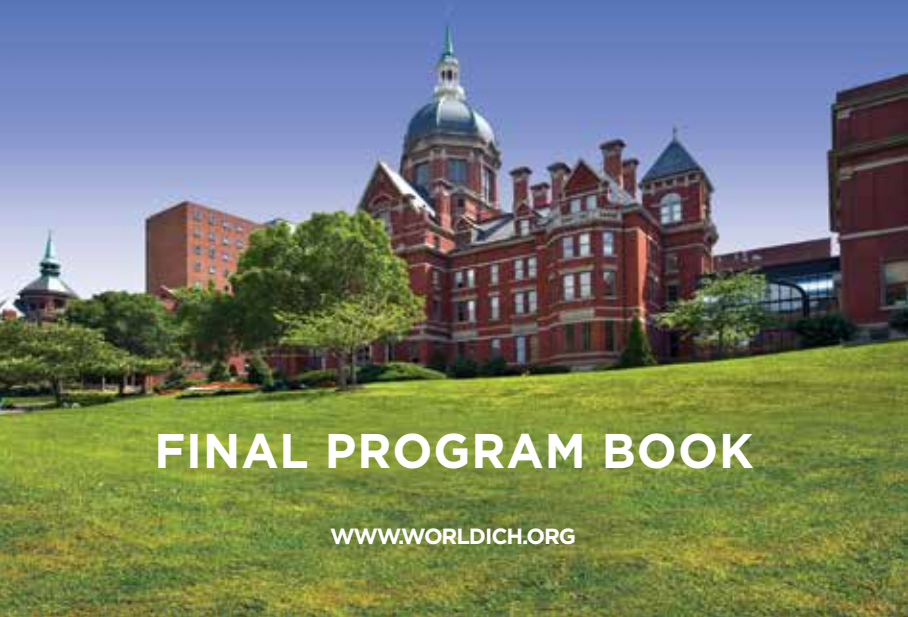
BALTIMORE



WICH 2017


6TH WORLD INTRACRANIAL
HEMORRHAGE CONFERENCE

BALTIMORE, MD, USA | MAY 1-3 2017



FINAL PROGRAM BOOK

WWW.WORLDICH.ORG



Contents

Committees 4

Welcome Letter 5

Conference Venue Layout..... 6

General Information 8

Program at a Glance..... 11

Scientific Program 16

Invited Speakers..... 39

List of Posters 76

Supporting Organization & Sponsors 85

Company Profiles..... 86

Authors Index 90




Committees

Executive Committee

Dr. Magdy Selim
Dr. Daniel Hanley
Dr. Marc Fisher
Dr. Richard Keep
Dr. Guohua Xi
Dr. Laurel Omert

Organizing Committee

Prof. E. Francois Aldrich	United States of America
Prof. Issam Awad	United States of America
Prof. Robert Brown	United States of America
Prof. Neil Martin	United States of America
Prof. A. David Mendelow	United Kingdom
Prof. Wai Sang Poon	Hong Kong
Prof. Paul Vespa	United States of America
Prof. John Zhang	United States of America
Dr. Craig Anderson	Australia
Dr. Joe Broderick	United States of America
Dr. Geoff Colby	United States of America
Dr. Alexander Coon	United States of America
Dr. Steven Greenberg	United States of America
Dr. Barbara Gregson	United Kingdom
Dr. Roy Hamilton	United States of America
Dr. Daniel Hanley	United States of America
Dr. George Howard	United States of America
Dr. Virginia Howard	United States of America
Dr. Richard Keep	United States of America
Dr. R. Loch MacDonald	Canada
Dr. Magdy Selim	United States of America
Dr. Christian Stapf	Canada
Dr. Thorsten Steiner	Germany
Dr. Adnan Qureshi	United States of America
Dr. Daniel Woo	United States of America
Dr. Guohua Xi	United States of America
Dr. Chao You	China
Dr. Wendy Ziai	United States of America



Welcome Letter

Dear Colleagues,

It is our pleasure to welcome you to the 6th World Intracranial Hemorrhage Conference (WICH 2017) and HEmorrhagic Stroke Academic InDuStry Roundtable (HEADS). With our conference theme of "Accelerating Scientific Discoveries and Major Milestones in Intracranial Hemorrhage Therapeutics" we are bringing together neurosurgeons, neuroscientists, researchers, clinicians, students and community members from around the globe and providing the unique opportunity to exchange ideas and to share research and clinical innovations.

The WICH 2017 Conference features highly respected speakers who will share, discuss, debate, and dissect significant new developments and scientific advancements that will impact the future of intracranial hemorrhage. The planned program will provide opportunities for students, medical specialists and clinicians from all fields of endeavor, as well as world-class content for researchers and industry supporters to interact and encourage further research via the exchange of ideas. The conference includes all fields of intracranial hemorrhage in order to understand the mechanisms behind these varied conditions and discuss how to improve their treatments.

WICH 2017 is ideal for making new and reinforcing old friendships in Baltimore, Maryland, one of the United States' leading healthcare and medical research hubs. Come and enjoy our unique blend of the contemporary and traditional ways of life in our multi-racial, multi-cultural heritage.

Following the WICH 2017 conference will be the first national HEADS roundtable, which by invitation only will assemble selected leaders from academia, scientists and research executives from industry, and government agencies responsible for drug & device regulation and research (NIH/NINDS and FDA). They will collaboratively determine unmet needs and develop publishable recommendations which address impediments to maximize opportunities for successfully, efficiently, and rapidly mounting and completing hemorrhagic stroke studies encompassing the entire R&D process.


On behalf of the organizing committee of the 6th World ICH Conference and 1st HEADS Meeting, we appreciate your time and contribution to this international platform and your work towards the next generation of effective therapies. The 2017 meeting will carry on the great work started by Julian T. Hoff and result in further productive collaborations with future biannual meetings planned for 2019 and 2021.

Daniel F Hanley

Daniel Hanley, MD
Jeffrey and Harriet Legum Professor
Acute Care Neurology
Director, Division of Brain Injury
Outcomes Service
Johns Hopkins Medical Institute


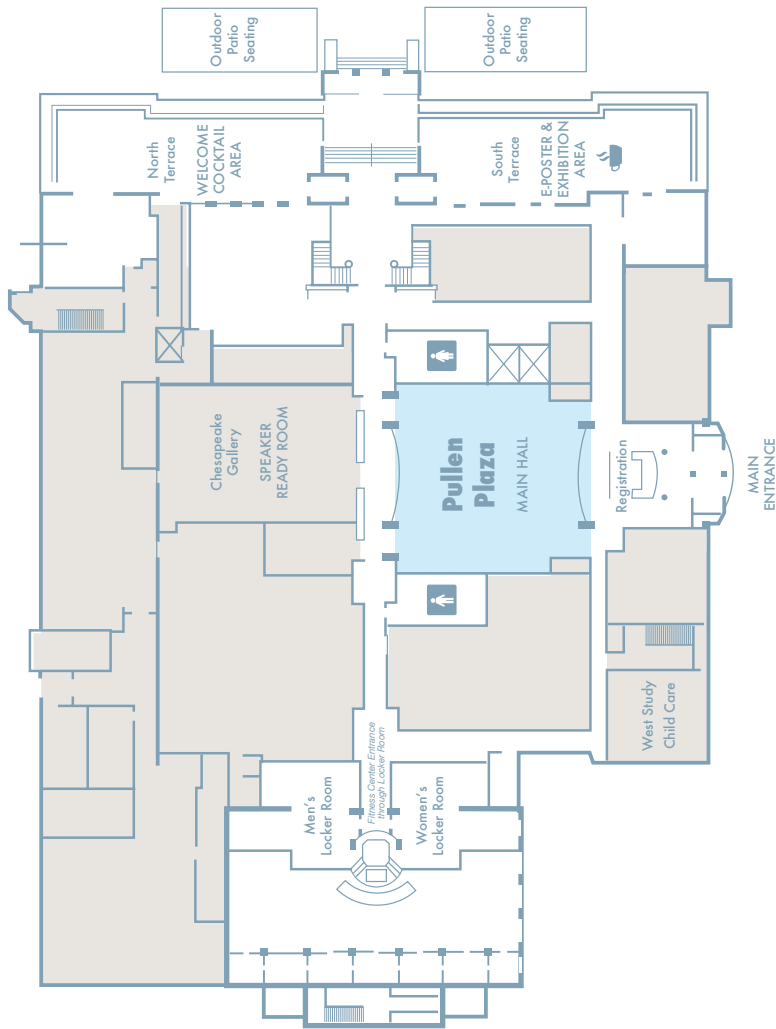
Magdy Selim, MD, PhD

Magdy Selim, MD, PhD
Professor of Neurology
Harvard Medical School
Chief, Division of Stroke &
Cerebrovascular Disease
Beth Israel Deaconess Medical Center



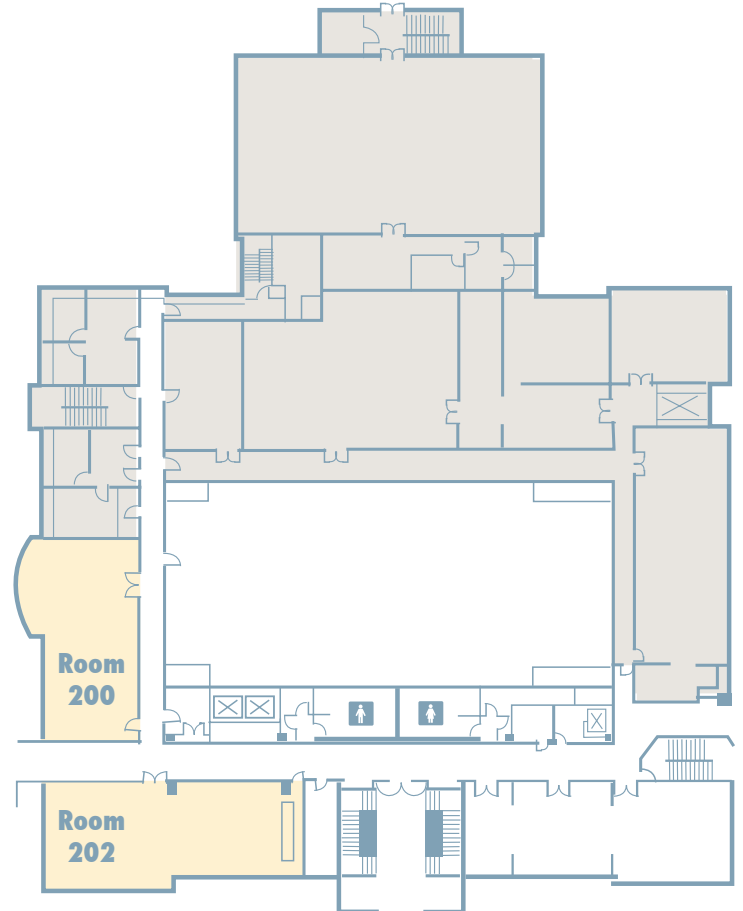
Conference Venue Layout


Ground Level



Conference Venue Layout

Second Level





General Information

Venue

Mt. Washington Conference Center

Address: 5801 Smith Avenue | Baltimore, MD 21209

Mt. Washington is conveniently located only a few miles from Johns Hopkins University and an hour from Washington, DC.

Language

The official language of the conference is English.

Registration Desk

Registration Desk will be open during the below dates and times at the main entrance of the Mt. Washington Conference Center.

Monday, May 01, 2017	7:00AM – 6.30PM > WICH
Tuesday May 02, 2017	7.30AM – 6.30PM > WICH
Wednesday May 03, 2017	7.00AM – 5.30PM > WICH & HEADS
Thursday May 04, 2017	7.00AM – 1.00PM > HEADS

Participants Badge, Certificate of Attendance


You will receive your name badge and attendance certificate in your registration kit at the registration desk during the conference. You are kindly requested to wear your badge during all conference sessions and social events.

Exhibition Opening Hours

Monday, May 01, 2017	8:00AM – 6.00PM > WICH
Tuesday May 02, 2017	8.00AM – 6.00PM > WICH
Wednesday May 03, 2017	8.00AM – 5.00PM > WICH & HEADS
Thursday May 04, 2017	8.00AM – 1.00PM > HEADS

Speakers' Ready Room - Chesapeake Gallery

Delegates who present their papers should submit their presentation files at least two hours before their presentations in speaker ready room. If your presentations is early in the morning, it is advised to load the presentations the day before.



General Information

Poster Presentations

The Posters in the 6th World Intracranial Hemorrhage Conference (WICH 2017) will be displayed as E-posters. The E-poster screens are located in the South Terrace of the Mt. Washington Conference Center.

WIFI

Free WIFI will be available in the public area spaces at the Mt. Washington Conference Center.

Safety & Security

Please do not leave any personal belongings unattended at any time, inside or outside the session halls.

Arrival to Baltimore & City Transport

The BWI (Baltimore Washington International Thurgood Marshall Airport) is about 20 kilometers (12 miles) away from Baltimore City Center. The airport is well connected to the city via rail options, van / shuttle, Bus and Taxi.

Light Rail

Mt. Washington Conference Center can be reached by taking the Light Rail System directly from the international airport (BWI)

The Light Rail Service is provided by the Maryland Transit Administration (MTA) to and from BWI Marshall Airport.

Light Rail service is available to downtown Baltimore, Timonium, and Hunt Valley from BWI Marshall Airport. To go to Penn Station, please exit the train at Mt. Royal Avenue, and take the Penn Station Light Rail. There is only one fare for both trains at \$1.60 each way.

The BWI Marshall Light Rail Station is located immediately outside the lower level of the terminal building, adjacent to Concourse E.



General Information

Supreme Airport Shuttle


Supreme Airport Shuttle began operating in October 2012. The shuttle service is available seven days a week and 365 days a year, it provides an affordable ride to the airport, on time, with safe, experienced, and courteous drivers. Reservations via our 24-hour call center, at the airport ticket counter, or online accepted.

For more information and transportation options, please visit the website <http://www.mdtrip.org/maps-schedules-fares/#rail>

Conference Organizer



Office : Kenes M+
Phone : +90 212 299 99 84
Fax : +90 212 299 99 77
E-mail : eertan@kenes.com



Program at a Glance

WICH - May 1, 2017

Time	Pullen Plaza
8:00AM - 8:05AM	Opening Remarks
8:05AM - 9:25AM	Scientific Session 1 & Oral Presentations Epidemiology & Genetics of Hemorrhage Imaging
9:25AM - 9:40AM	Break
9:40AM - 11:00AM	Scientific Session 2 & Oral Presentations Basic Science - Blood Tissue Interaction
11:00AM - 11:30AM	Coffee Break & Visit E-Posters South Terrace
11:30AM - 12:30PM	The Hoff Awards* Understanding and Embracing Diversity
12:30PM - 2:15PM	Lunch Break & Visit E-Posters South Terrace
2:15PM - 3:30PM	Scientific Session 3 Thromboembolism Prevention in Patients at High Intracranial Hemorrhage Risk
3:30PM - 3:45PM	Break
3:45PM - 5:00PM	Scientific Session 4 & Oral Presentations Treatments & Medical Management (ICH&SAH)
5:00PM - 5:30PM	Coffee Break & Visit E-Posters South Terrace
5:30PM - 6:30PM	Scientific Session 5 & Oral Presentations Functional Recovery & Imaging

*The Hoff Awards Winners for Best Abstracts

General Scientific Abstracts

O-003 Dynamic Changes in Leukocyte Phenotypes over time in Intracerebral Hemorrhage Patients: Preliminary Results from the ICHseq Substudy of MISTIEIII

Presenter: Lauren Sansing

O-030 CD163 Expression in Neurons after Experimental Intracerebral Hemorrhage

Presenter: Ran Liu


Health Equity Abstracts

O-031 National Trends in Transfer of Patients with Spontaneous Intracerebral Hemorrhage to Teaching Hospitals

Presenter: Farhaan S Vahidy

O-032 Sex differences in clinical characteristics, management and outcomes of patients with spontaneous intracerebral haemorrhage: interim analysis from the TICH-2 trial


Presenter: Zhe Kang Law



Program at a Glance

WICH - May 2, 2017

Time	Pullen Plaza
8:00AM - 9:15AM	Scientific Session 6 & Oral Presentations Oral Anticoagulants & Reversal Agents
9:05AM - 9:15AM	Break
9:15AM - 10:30AM	Scientific Session 7, Oral Presentations
10:30AM - 11:00AM	Coffee Break & Visit E-Posters South Terrace
11:00AM - 12:15PM	Scientific Session 8A & Oral Presentations Traumatic Hemorrhage
12:15PM - 2:00PM	Lunch Break & Visit E-Posters South Terrace
2:00PM - 3:00PM	Scientific Session 9 Guided Oral Presentations
3:15PM - 4:30PM	Scientific Session 10A Short Oral Presentations
4:30PM - 5:00PM	Coffee Break & Visit E-Posters South Terrace
5:00PM - 6:15PM	Scientific Session 11 Conference Overview - Unsolved Problems & Future Directions: ICH, SAH, AVMs, Trauma, and the Medical Workforce Unsolved Problem: Lack of Diversity in the Biomedical Workforce Building Academic Pipelines to Clinical Neuroscience



Program at a Glance

WICH - May 2, 2017


Time	Room 200
8:45AM - 10:30AM	Scientific Session Short Oral Presentations
10:30AM - 11:00AM	Coffee Break & Visit E-Posters South Terrace
11:00AM - 12:15PM	Scientific Session 8B & Oral Presentations Cavernoma & AVMs
12:15PM - 2:00PM	Lunch Break & Visit E-Posters South Terrace
3:15PM - 4:30PM	Scientific Session 10B Short Oral Presentations



Program at a Glance

WICH - May 3, 2017


Time	Room 200
8:00AM - 1:00PM	Scientific Session 12A ICH Health Equity
8:00AM - 8:05AM	Introduction by Mani Keita
8:05AM - 8:25AM	Diversity 3.0: Understanding Diversity in 21st Century Medicine & Academia
8:25AM - 9:40AM	Panel Voices of Diversity in Clinical Neuroscience
9:40AM - 10:50AM	Platform Talks ICH: Global Indicators, Impact, and Management
11:00AM - 12:00PM	Coffee Break and "Meet the Experts" Networking Session
12:05PM - 12:35PM	Submitted Abstract Presentations by Early Stage Investigators
12:35PM - 12:50PM	Symposium Evaluation
12:50PM - 1:00PM	Closing Remarks and World ICH Awards Presentation
1:00PM	Lunch



Program at a Glance

WICH - May 3, 2017

Time	Room 202
08:00AM - 11:00 AM	Scientific Session 12B Neurosurgical Technical Workshops




Scientific Program

WICH - May 1, 2017	
Time	Pullen Plaza
8:00AM-8:05AM	Opening
8:05AM-9:25AM	Scientific Session 1 Epidemiology & Genetics of Hemorrhage Imaging <i>Moderators: Robert Brown, USA and Daniel Woo, USA</i>
8:05-8:20	Intracranial hemorrhage: epidemiology, causes, and clinical outcomes. <i>Speaker: Robert Brown, USA</i>
8:20-8:35	<i>Speaker: Daniel Woo, USA</i>
8:35-8:50	<i>Speaker: Bruce Coull, USA</i>
8:50-9:05	Genetics and the Biology of Vessel Rupture in ICH <i>Speaker: Jonathan Rosand, USA</i>
9:05-9:15	O-001 Nationwide 30-Day Readmission Metrics for Patients with Primary Intracerebral Hemorrhage <i>Presenter: Farhaan S Vahidy, USA</i>
9:15-9:25	O-002 The 1-1 Haptoglobin Phenotype is Associated With Perihematoma Edema Progression in Acute Intracranial Hemorrhage <i>Presenter: Micheal Halstead & Paul Nyquist, USA</i>
9:25AM-9:40AM	BREAK
9:40AM-11:00AM	Scientific Session 2 Basic Science - Blood Tissue Interactions <i>Moderators: Richard Keep, USA and Jarek Aronowski, USA</i>
9:40-9:55	Animal modeling vs. human intracerebral hemorrhage: How important are the absolute differences in hematoma size? <i>Speaker: Richard Keep, USA</i>
9:55-10:10	<i>Speaker: Jarek Aronowski, USA</i>
10:10-10:20	O-003 Dynamic Changes in Leukocyte Phenotypes over time in Intracerebral Hemorrhage Patients: Preliminary Results from the ICHseq Substudy of MISTIEIII <i>Presenter: Lauren Sansing, USA</i>




Scientific Program

WICH - May 1, 2017	
Time	Pullen Plaza
10:20-10:30	O-004 The CD163 receptor has distinct temporal influences on intracerebral hemorrhage outcomes <i>Presenter: Sylvain Dore, USA</i>
10:30-10:40	O-005 An injectable, biomaterial-based therapy for brain repair after intracranial hemorrhage <i>Presenter: Christopher Love, USA</i>
10:40-10:50	O-006 Using zebrafish to model haemorrhagic stroke <i>Presenter: Paul Kasher, USA</i>
10:50-11:00	O-007 Neuronal Death After Hemorrhagic Stroke In Vitro and In Vivo Shares Features of Ferroptosis and Necroptosis <i>Presenter: Marietta Zille, USA</i>
11:00AM-11:30AM	COFFEE BREAK & Visit E-Posters SOUTH TERRACE
11:30AM-12:30PM	THE HOFF AWARDS <i>Presented by Richard Frederick Keep</i> Understanding and Embracing Diversity
11:30-11:50	Baseline Assessment of Health Equity in ICH and Neurology and Why Diversity Matters <i>Speaker: Roy Hamilton, USA</i>
11:50-12:10	Disparities in intracerebral hemorrhage treatment and outcomes <i>Speaker: Darin Zahuranec, USA</i>
12:10-12:30	Presentation on Gender/Race Disparities in Stroke Trials <i>Speaker: Wendy Ziai, USA</i>
12:30PM-2:15PM	LUNCH BREAK & Visit E-Posters SOUTH TERRACE




Scientific Program

WICH - May 1, 2017	
Time	Pullen Plaza
2:15PM-3:30PM	Scientific Session 3 Thromboembolism Prevention in Patients at High Intracranial Hemorrhage Risk <i>Moderators: M. Edip Guro, USA and Magdy Selim, USA</i>
2:15-2:45	High Risk of Thromboembolism and ICH: Problems with Medical Management <i>Speaker: M. Edip Guro, USA</i>
2:45-3:00	Left Atrial Appendage: a Target for Stroke Prevention in Atrial Fibrillation <i>Speaker: Dhanunjaya Lakkireddy, USA</i>
3:00-3:15	Percutaneous Left Atrial Appendage Occlusion in Atrial Fibrillation <i>Speaker: Moussa Mansour, USA</i>
3:15-3:30	Management of Deep Venous Thrombosis in High ICH Risk Patient <i>Speaker: Joshua Goldstein, USA</i>
3:30PM-3:45PM	BREAK
3:45PM-5:00PM	Scientific Session 4 Treatments & Medical Management (ICH&SAH) <i>Moderator: Craig Anderson, Australia</i>
3:45-4:00	<i>Speaker: Craig Anderson, Australia</i>
4:00-4:15	<i>Speaker: Paul Nyquist, USA</i>
4:15-4:25	O-008 Seizure prophylaxis in patients with acute spontaneous supratentorial intracerebral hemorrhage: a randomized, double-blind, placebo-controlled trial <i>Presenter: Xin Hu, China</i>
4:25-4:35	O-009 Cerebral Microbleeds, Hematoma Expansion and Outcomes: Observations from the ATACH-II Trial <i>Presenter: Ashkan Shoamanesh, Canada</i>




Scientific Program

WICH - May 1, 2017	
Time	Pullen Plaza
4:35-4:45	O-010 Optimising delivery of intensive blood pressure lowering: experience at a UK comprehensive stroke centre and association with survival and kidney injury <i>Presenter: Kyriaki Paroutoglou, UK</i>
4:45-4:55	O-O11 Intrahematoma Sonothrombolysis enhances Fibrinolysis in a porcine Model of intracerebral Hemorrhage <i>Presenter: Naureen Keric, Germany</i>
5:00PM-5:30PM	COFFEE BREAK & Visit E-Posters SOUTH TERRACE
5:30PM-6:30PM	Scientific Session 5 Functional Recovery & Imaging <i>Moderators: Raj Ratan, USA</i>
5:30-5:45	<i>Speaker: Raj Ratan, USA</i>
5:45-6:00	<i>Speaker: Fred Colbourne, USA</i>
6:00-6:10	O-012 Efficacy and Acceptability of Pharmacological Treatments for Post-Stroke Depression: A Bayesian Network Meta-Analysis <i>Presenter: Deng Linghui, China</i>
6:10-6:20	O-013 CT Image Enhancement for ICH Classification <i>Presenter: Zhe Kang Law, UK</i>
6:20-6:30	O-014 The predictive accuracy of the black hole sign and the spot sign for hematoma expansion in patients with spontaneous intracerebral hemorrhage <i>Presenter: Zhiyuan Yu, China</i>
6:30PM-8:30PM	Networking Event Cocktail Reception in North Terrace




Scientific Program

WICH - May 2, 2017	
Time	Pullen Plaza
8:00AM-9:15AM	<p>Scientific Session 6 Oral Anticoagulants & Reversal Agents Moderators: Thorsten Steiner, Germany and John Lewin, USA</p>
8:00-8:15	Speaker: Thorsten Steiner, Germany
8:15-8:30	Speaker: John Lewin, USA
8:30-8:45	Speaker: Charles Pollack, USA Remote Presentation
8:45-8:55	<p>O-015 Resumption of Oral Anticoagulation after Intracerebral Hemorrhage is Associated with Decreased Mortality and Improved Functional Outcome Presenter: Kevin Sheth, USA</p>
8:55-9:05	<p>O-016 Testing Treatments for Intracranial Hemorrhage Compared to a Pooled Outcome Model Accounts for Variability in Baseline Conditions and Identifies Potentially Positive, Neutral, and Harmful Interventions Presenter: Thomas A. Kent, USA</p>
9:05AM-9:15AM	BREAK
9:15AM-10:30AM	<p>Scientific Session 7 Oral Presentations Moderators: Guohua Xi, USA and Jonathan Rosand, USA</p>
9:15-9:30	Speaker: Guohua Xi, USA
9:30-9:45	<p>Key Questions in Outcome and Recovery from ICH Speaker: Jonathan Rosand, USA</p>
9:45-9:55	<p>O-017 Improving precision by adjusting for prognostic baseline variables in randomized trials with binary outcomes, without regression model assumptions Presenter: Jon Steingrimsson, USA</p>
9:55-10:05	<p>O-018 Modified Rankin Scale (mRS) as the primary endpoint in trials of patients with intracranial hemorrhage (ICH): does estimating the treatment effect on the original ordinal scale guarantee higher statistical power compared to a fixed dichotomy? Presenter: Elizabeth Colantuoni, USA</p>




Scientific Program

WICH - May 2, 2017	
Time	Pullen Plaza
10:05-10:15	<p>O-019 Characteristics and outcomes of intracerebral haemorrhage patients with prior antiplatelet therapy: interim data from the TICH-2 trial Presenter: Zhe Kang Law, USA</p>
10:15-10:25	Discussion and Networking
10:30AM-11:00AM	COFFEE BREAK & Visit E-Posters SOUTH TERRACE
11:00AM-12:15PM	<p>Scientific Session 8A Traumatic Hemorrhage Moderators: David Mendelow, UK and Barbara Gregson, UK</p>
11:00 -11:15	<p>The STITCH(Trauma) Trial: which patients benefit the most from surgery? (A meta-analysis) Speaker: David Mendelow, UK</p>
11:15-11:30	<p>Volume change in intracerebral hemorrhage – STITCH (Trauma) and STICH II Speaker: Barbara Gregson, UK</p>
11:30-11:45	<p>The RESCUE Trials: RESCUE-ICP and RESCUE-ASDH Speaker: Peter Hutchinson, UK</p>
11:45-11:55	<p>Surgery for ICH: Comparing the Approach for Hypertensive ICH Surgery to the Approach for Traumatic ICH. Speaker: Chao You, China</p>
11:55-12:05	<p>O-020 Use of a surgical glove drain in burr-hole drainage of chronic subdural hematomas: a novel technique from a developing country perspective Presenter: Ajay Hegde, India</p>
12:05-12:15	<p>O-021 Early Diagnosis of Traumatic Intracranial Hematomas Presenter: Baruch Ben Dor, USA</p>
12:15PM-2:00PM	LUNCH BREAK & Visit E-Posters SOUTH TERRACE




Scientific Program

WICH - May 2, 2017	
Time	Pullen Plaza
2:00PM-3:00PM	Scientific Session 9 Guided Oral Presentations
2:00-2:10	O-024 Late Hematoma Expansion: Experience from the Safety of Pioglitazone for Hematoma Resolution in INtraCerebral Hemorrhage (SHRINC) Trial Presenter: Nicole R Gonzales, USA
2:10-2:20	O-025 Rapid liquefaction of blood clots using histotripsy in an in vivo porcine ICH model Presenter: Jonathan R Sukovich, USA
2:20-2:30	O-026 Multiphase CT angiography improves intracerebral hemorrhage expansion prediction Presenter: David Rodriguez-Luna, Spain
2:30-2:40	O-027 CT Blend Sign Predicts Poor Outcome in Patients with Intracerebral Hemorrhage & O-028 Black Hole Sign: a Novel Imaging Marker that Predicts Poor Outcome in Patients with Intracerebral Hemorrhage Presenter: Qi Li, China
2:40-2:50	O-029 Acute erytholysis and brain injury after intraventricular hemorrhage Presenter: Na Sun, USA
2:50-3:00	O-030 CD163 Expression in Neurons after Experimental Intracerebral Hemorrhage Presenter: Ran Liu, China
3:15PM-4:30PM	Scientific Session 10A Short Oral Presentations
3:15-3:18	Surgical OP-001 Local Fibrinolytic Therapy for Intraventricular Hemorrhage: A Meta-Analysis of Randomized controlled trials Presenter: Deren Wang, USA




Scientific Program

WICH - May 2, 2017	
Time	Pullen Plaza
3:18-3:21	Surgical OP-002 Primary intraventricular hemorrhage in Chinese population Presenter: Si Zhang, China
3:21-3:24	Surgical OP-003 A retrospective clinical study of 98 adult idiopathic primary intraventricular hemorrhage cases Presenter: Lu Ma, China
3:24-3:27	Surgical OP-004 Survival analysis of surgically evacuated supratentorial spontaneous intracerebral haemorrhage with intraventricular extension. Presenter: David Rodriguez, Spain
3:27-3:30	Discussion and Networking
3:30-3:33	Surgical OP-006 The Role of Ultrasound in ICH Evacuation Presenter: Klaus D M Resch, Austria
3:33-3:36	Surgical OP-007 Minimally Invasive Intracerebral Hemorrhage Evacuation: Initial Experience With the Apollo System in 27 Patients Presenter: Alexander G Chartrain, USA
3:36-3:39	Surgical OP-008 Surgical Treatment of Spontaneous Supratentorial Intracerebral Hemorrhage in Sweden 2011-2015 Presenter: Andreas Fahlström, Sweden
3:39-3:42	Surgical OP-009 Minimally invasive surgery as the standard technique for intracerebral and intraventricular hemorrhages in Japan Presenter: Takeya Watabe, Japan



Scientific Program

WICH - May 2, 2017	
Time	Pullen Plaza
3:42-3:45	<p>Surgical OP-010 Endoscopic Evacuation of Intracerebral Haemorrhage: A single centre 4 year experience at National University Hospital, Singapore <i>Presenter: Swati Jain, Singapore</i></p>
3:45-3:48	<p>Surgical OP-011 Minimally Invasive Intracerebral Hemorrhage Evacuation: Fluid-Filled Stereotactic Intracerebral Hemorrhage Underwater Blood Aspiration (SCUBA) Evacuation Strategy Improves In-Hospital Outcomes <i>Presenter: Alexander G Chartrain, USA</i></p>
3:48-3:51	<p>Malformation OP-012 Purely Endoscopic Resection of a Cavernous Malformation on the Floor of Third Ventricle and Aqueduct of Sylvius: Surgical Technique and Review of Literature <i>Presenter: Alexander Perdomo Pantoja, USA</i></p>
3:51-3:54	<p>Malformation OP-013 Effect of first line endovascular embolization and subsequent microsurgery to Control Seizure in Patients with Cerebral Arteriovenous Malformations (AVM) <i>Presenter: Alexey L. Krivoshapkin, Russia</i></p>
3:54-3:57	<p>Malformation OP-014 Intracranial hemorrhage as a presentation of brain arterio-venous malformations bleeding; clinical and therapeutic considerations <i>Presenter: Mauro Campello, Italy</i></p>
3:57-4:00	<p>Malformation OP-015 The role of Connexin-43 signaling in cerebral cavernous malformation type-3 lesion <i>Presenter: Anuska V Andjelkovic, USA</i></p>



Scientific Program


WICH - May 2, 2017	
Time	Pullen Plaza
4:00-4:03	<p>Functional Recovery and Imaging OP-016 Intracranial atherosclerotic disease in patients with spontaneous intracerebral hemorrhage: a retrospective cohort study using propensity score matching <i>Presenter: Sen Lin, China</i></p>
4:03-4:06	<p>Functional Recovery and Imaging OP-017 Early Hemolysis in Human Patients with Intracerebral Hemorrhage: an MRI Study <i>Presenter: Ran Liu, China</i></p>
4:06-4:09	<p>Functional Recovery and Imaging OP-018 ABC/2 accuracy in STICH II: A retrospective methods analysis of semi-automated intracerebral haemorrhage (ICH) volume quantification from a selection of the STICH II cohort <i>Presenter: Mark Daniel Haley, UK</i></p>
4:09-4:12	<p>Functional Recovery and Imaging OP-019 Contrast leakage in patients with spontaneous intracerebral hemorrhage <i>Presenter: Wilmar M T Jolink, The Netherlands</i></p>
4:30PM – 5:00PM	<p>COFFEE BREAK & Visit E-Posters SOUTH TERRACE</p>
5:00PM –6:15PM	<p>Scientific Session 11 Conference Overview - Unsolved Problems & Future Directions: ICH, SAH, AVMs, Trauma, and the Medical Workforce</p>
5:00-5:15	<p><i>Speaker: Daniel Hanley, USA</i></p>
5:15-5:30	<p>Designing Acute ICH Trials: Outcomes, Duration, Recruitment <i>Speaker: Joseph Broderick, USA</i></p>
5:30-5:45	<p><i>Speaker: Magdy Selim, USA</i></p>
5:45-6:15	<p>Unsolved Problem: Lack of Diversity in the Biomedical Workforce Building Academic Pipelines to Clinical Neuroscience <i>Speaker: Charles Flippen, USA</i></p>



Scientific Program

WICH - May 2, 2017


Time	Room 200
8:45AM-10:30AM	Short Oral Presentations
8:45-8:48	Functional Recovery and Imaging OP-039 Association of cerebral microbleeds with premorbid, admission, and discharge function in patients with intracerebral hemorrhage <i>Presenter: Miguel Litao, USA</i>
8:48-8:57	Discussion and Networking
8:57-9:00	Traumatic Hemorrhage OP-043 Novel Concept and Surgical Application of Minimally-invasive neurosurgery to traumatic brain injury <i>Presenter: Abel Po Hao Huang, Taiwan</i>
9:00-9:03	Traumatic Hemorrhage OP-044 Decompressive craniectomy following traumatic brain injury: our experience <i>Presenter: Tomaz Velnar, Slovenia</i>
9:03-9:06	Traumatic Hemorrhage OP-045 Acute subdural hemorrhage associated with venous thrombosis: a mimic of trauma in infants <i>Presenter: Julie A Mack, USA</i>
9:06-9:09	Traumatic Hemorrhage OP-046 Clinical and radiographic characteristics associated with abusive and non-abusive head trauma: a systematic review <i>Presenter: Shalea J Piteau, Canada</i>
9:09-9:12	Traumatic Hemorrhage OP-047 Cavitation-dependent brain hemorrhage, a novel contusion rat model with non-invasive and highly reproducible protocol <i>Presenter: Abel Po Hao Huang, Taiwan</i>



Scientific Program

WICH - May 2, 2017


Time	Room 200
9:12-9:15	Traumatic Hemorrhage OP-048 Examining CT Markers of Craniomaxillofacial Trauma and Intracranial Hemorrhage in Mild Traumatic Brain Injury (mTBI) Patients from the B-AHEAD3 Trial <i>Presenter: Hasan Ali, USA</i>
9:15-9:18	Clinical Trial and Treatments and Medical Management Group A OP-049 Modifying the ICH Score to suit the needs of the developing world <i>Presenter: Ajay Hegde, India</i>
9:18-9:21	Clinical Trial and Treatments and Medical Management Group A OP-050 Comparison between APACHE II and ICH scores evaluating mortality rates in patients with spontaneous intracerebral haemorrhage admitted to the Intensive Care Unit. <i>Presenter: David Rodríguez, Spain</i>
9:21-9:24	Clinical Trial and Treatments and Medical Management Group A OP-051 The Accuracy of the Spot Sign and the Blend Sign for Predicting Hematoma Expansion in Patients with Spontaneous Intracerebral Hemorrhage <i>Presenter: Yanming Ren, China</i>
9:24-9:27	Clinical Trial and Treatments and Medical Management Group B OP-052 A proof of concept study to evaluate the administration of CN-105 in participants with Acute supraTentorial intraCerebral Hemorrhage (CATCH Trial) <i>Presenter: Michael Luke James, USA</i>
9:27-9:30	Clinical Trial and Treatments and Medical Management Group B OP-053 Glyburide in treatment of Cerebral edema <i>Presenter: Iftekhar Ahmed, USA</i>



Scientific Program

WICH - May 2, 2017


Time	Room 200
9:30-9:33	<p>Clinical Trial and Treatments and Medical Management Group B</p> <p>OP-054 Neuroprotection of nalmefene for postoperative patients with spontaneous intracerebral hemorrhage <i>Presenter: Xi Li, China</i></p>
9:33-9:36	<p>Discussion and Networking</p>
9:36-9:39	<p>Treatments and Medical Management Group A</p> <p>OP-056 Intracerebral Hemorrhage with Cerebral Venous Sinus Thrombosis in Tibetan Population <i>Presenter: Lu Ma, China</i></p>
9:39-9:42	<p>Treatments and Medical Management Group A</p> <p>OP-057 Why do Chinese patients have better outcome after ICH? INTERACT2 Results <i>Presenter: Xia Wang, Australia</i></p>
9:42-9:45	<p>Treatments and Medical Management Group A</p> <p>OP-058 Intracerebral hemorrhage during pregnancy <i>Presenter: Lu Ma, China</i></p>
9:45-9:48	<p>Treatments and Medical Management Group A</p> <p>OP-059 Predictors of pneumonia and its outcome in intracerebral hemorrhage <i>Presenter: Xia Wang, Australia</i></p>
9:48-9:51	<p>Treatments and Medical Management Group A</p> <p>OP-060 Sex differences for blood pressure lowering and outcome in intracerebral haemorrhage: INTERACT2 results <i>Presenter: Xia Wang, Australia</i></p>
9:51-9:54	<p>Treatments and Medical Management Group B</p> <p>OP-061 Non-endoscopic minimally invasive evacuation of intracerebral haematoma <i>Presenter: Tomaz Velnar, Slovenia</i></p>



Scientific Program


WICH - May 2, 2017

Time	Room 200
9:54-9:57	<p>Treatments and Medical Management Group B</p> <p>OP-062 Minimally Invasive Intracerebral Hemorrhage Evacuation: Stereotactic Intracerebral Hemorrhage Underwater Blood Aspiration (SCUBA) Fluid-Filled Evacuation Strategy Does Not Appear to Increase Intracranial Pressure <i>Presenter: Alexander G Chartrain, USA</i></p>
9:57-10:00	<p>Treatments and Medical Management Group B</p> <p>OP-063 Intracerebral Haemorrhage Evacuation by MIN Techniques <i>Presenter: Klaus D M Resch, Austria</i></p>
10:00-10:03	<p>Treatments and Medical Management Group B</p> <p>OP-064 Hemostasis during early minimally invasive endoscopic-assisted evacuation of intracerebral hemorrhage <i>Presenter: Abel Po Hao Huang, Taiwan</i></p>
10:03-10:06	<p>Treatments and Medical Management Group B</p> <p>OP-065 The surgical strategy of hypertensive thalamus homorrhage <i>Presenter: Lu Ma, China</i></p>
10:06-10:09	<p>Treatments and Medical Management Group B</p> <p>OP-066 Primary intracerebral haematoma evacuation through external ventricular drainage <i>Presenter: Tomaz Velnar, Slovenia</i></p>
10:09-10:21	<p>Discussion and Networking</p>
10:21-10:24	<p>Treatments and Medical Management Group C</p> <p>OP-071 Factors associated with subdural hematoma expansion in patients on heparin therapy <i>Presenter: Aislyn C Dirisio, USA</i></p>




Scientific Program

WICH - May 2, 2017	
Time	Room 200
10:24-10:27	Functional Recovery&Imaging OP-072 Association between blood pressure and self-reported obstructive sleep apnea in patients with spontaneous intracerebral hemorrhage <i>Presenter: Jun Zheng, China</i>
10:27-10:30	Functional Recovery&Imaging OP-073 Recovery of visual field after occipital hemorrhage evacuation by MIN Techniques <i>Presenter: Klaus D M Resch, Austria</i>
10:30AM-11:00AM	COFFEE BREAK & Visit E-Posters SOUTH TERRACE
11:00AM-12:15PM	Scientific Session 8B Cavernoma & AVMs <i>Moderators: Issam Awad, USA and Christian Stapf, Canada</i>
11:00 -11:15	<i>Speaker: Issam Awad, USA</i>
11:15-11:30	<i>Speaker: Christian Stapf, Canada</i>
11:30-11:45	<i>Speaker : Helen Kim, USA</i>
11:45-11:55	O-022 Impact of preoperative psychological stress on the risk of intracranial aneurysm spontaneous rupture among the patients while waiting for the surgery <i>Presenter: Yan Jiang, China</i>
11:55-12:05	O-023 Proteomics for the detection of novel biomarkers in interstitial fluid of patients with intracerebral hemorrhage <i>Presenter: Lovisa Tobieson, Sweden</i>
12:05-12:15	Discussion and Networking
12:15PM-2:00PM	LUNCH BREAK & Visit E-Posters SOUTH TERRACE



Scientific Program


WICH - May 2, 2017	
Time	Room 200
3:15PM-4:30PM	SCIENTIFIC SESSION 10B Short Oral Presentations
3:15-3:18	Basic Sciences OP-020 Rat brainstem hemorrhage model: Key points to success in modeling <i>Presenter: Meng Tian, China</i>
3:18-3:21	Basic Sciences OP-021 White matter injury after intraventricular hemorrhage: role of red blood cell lysis and iron <i>Presenter: Jianru Li, USA</i>
3:21-3:24	Basic Sciences OP-022 Therapeutic targeting of oxygen-sensing prolyl-hydroxylases abrogates ATF4-dependent death and improves outcomes after brain hemorrhage <i>Presenter: Saravanan S. Karuppagounder, USA</i>
3:24-3:27	Basic Sciences OP-023 Oxidative Toxicity and DNA Damage in Experimental Hemorrhage Models: Targeting with a Novel Carbon Nano-Antioxidant <i>Presenter: Thomas A. Kent, USA</i>
3:27-3:30	Basic Sciences OP-024 A single pharmacological dose of selenium induces an adaptive selenome response, which inhibits ferroptosis and protects in intracerebral hemorrhage. <i>Presenter: Ishraq Alim, USA</i>
3:30-3:33	Basic Sciences OP-025 Axl/Mertk-mediated efferocytosis of eryptotic erythrocytes modulates macrophage polarity and brain recovery after intracerebral hemorrhage <i>Presenter: Che Feng Chang, USA</i>



Scientific Program

WICH - May 2, 2017


Time	Room 200
3:33-3:36	<p>Basic Sciences OP-026 N-acetylcysteine targets nuclear envelope-derived, toxic lipids to improve outcomes following hemorrhagic stroke in mice <i>Presenter: Saravanan S. Karuppagounder, USA</i></p>
3:36-3:39	<p>Basic Sciences OP-027 Laropiprant, a clinically tested PGD2 DP1 receptor antagonist, minimizes brain injury following intracerebral hemorrhage <i>Presenter: Abdullah S Ahmad, USA</i></p>
3:39-3:42	<p>Basic Sciences OP-028 TGF-β1 Modulates Microglial Phenotype and Promotes Recovery after Intracerebral Hemorrhage <i>Presenter: Lauren Hachmann Sansing, USA</i></p>
3:42-3:45	<p>Epidemiology OP-029 The characters of Blood blister-like aneurysms in plateau area: a study based on Chinese Tibetan patients <i>Presenter: Ruiqi Chen, China</i></p>
3:45-3:48	<p>Epidemiology OP-030 Primary hemorrhagic neurovascular diseases (PHNVDs) in plateau area: a study based on Chinese Tibetan population <i>Presenter: Anqi Xiao, China</i></p>
3:48-3:51	<p>Epidemiology OP-031 Intracerebral hemorrhage burden in Japan: results from the Japan Stroke Data Bank <i>Presenter: Shoichiro Sato, Japan</i></p>
3:51-3:54	<p>Epidemiology OP-032 Risk factors for asymptomatic microbleeds in patients with intracerebral hemorrhage <i>Presenter: Miguel Litao, USA</i></p>



Scientific Program


WICH - May 2, 2017

Time	Room 200
3:54-3:57	<p>Epidemiology OP-033 Prehospital systolic blood pressure is related to ICH volume on admission but not with ultraearly hematoma growth or active hemorrhage <i>Presenter: David Rodriguez-Luna, Spain</i></p>
3:57-4:03	<p>Discussion and Networking</p>
4:03-4:06	<p>Cerebellar OP-036 Cerebellar intracerebral haemorrhage – factors affecting treatment decisions <i>Presenter: Jarno Satopaa, Finland</i></p>
4:06-4:09	<p>Cerebellar OP-037 Prevalence, severity, and risk factors of ataxia after spontaneous cerebellar hemorrhage <i>Presenter: Chuanyuan Tao, China</i></p>
4:09-4:12	<p>Cerebellar OP-038 Endoscopic hematoma evacuation for spontaneous cerebellar hemorrhage <i>Presenter: Takuji Yamamoto, Japan</i></p>




Scientific Program

WICH - May 3, 2017	
Time	Room 200
8:00AM-1:00PM	Scientific Session 12A ICH Health Equity
8:00AM-8:05AM	<i>Introduction by Maningbe Keita, USA</i>
8:05AM-8:25AM	Diversity 3.0: Understanding Diversity in 21st Century Medicine & Academia <i>Sherese Johnson, USA</i>
8:25AM-9:40AM	PANEL "Voices of Diversity in Clinical Neuroscience" <i>Moderator: Roy Hamilton, USA</i> <i>Panel Members: Wendy Ziai, USA, Pablo Celnik, USA, Charles Flippen, USA, Romer Geocadin, USA, Richard Benson, USA, Elizabeth Zink, USA, Claudia Moy, USA, Kevin Sheth, USA, Opeolu Adeoye, USA, Barbara Gregson, UK, Maranatha Ayodele, USA and Darin Zahuranec, USA</i>
9:40AM-10:50AM	PLATFORM TALKS "ICH: Global Indicators, Impact, and Management" <i>Moderator: Daniel Woo, USA</i>
9:40-9:50	Race/Ethnic variability in the Genetics of intracranial hemorrhage <i>Speaker: Daniel Woo, USA</i>
9:50-10:00	Race/Ethnic variation of untreated hypertension <i>Speaker: Opeolu Adeoye, USA</i>
10:00-10:10	Race/Ethnic variations of anticoagulant use and ICH <i>Speaker: Kevin Sheth, USA</i>
10:10-10:20	Race/Ethnic variation of microbleeds <i>Speaker: Chitra Venkatasubramanian, USA</i>
10:20-10:30	Global burden of Intracranial hemorrhage in developed & 3rd world countries <i>Speaker: Susanne Muehlschlegel, USA</i>
10:30-10:40	Race/sex/Ethnic variability in ICH treatment <i>Speaker: Vineeta Singh, USA</i>



Scientific Program


WICH - May 3, 2017	
Time	Room 200
10:40-10:50	Race/Ethnic variability in ICH recovery <i>Speaker: Elizabeth Zink, USA</i>
11:00AM-12:00PM	Coffee Break and "Meet the Experts" Networking Session <i>Speakers: Barbara Gregson, UK, Roy Hamilton, USA, Daniel Woo, USA, Charles Flippen, USA, Darin Zahuranec, USA, Claudia Moy, USA, Richard Benson, USA, Kevin Sheth, USA, Opeolu Adeoye, USA, Wendy Ziai, USA, Romer Geocadin, USA, Pablo Celnik, USA, Sherese Johnson, USA, Chitra Venkatasubramanian, USA, Marietta Zille, USA, Vineeta Singh, USA, Susanne Muehlschlegel, USA, Nicole R Gonzales, USA, Maningbe Keita, USA/Karen Lane, USA</i>
12:05PM-12:35PM	Submitted Abstract Presentations by Early Stage Investigators
12:05-12:15	O-031 National Trends in Transfer of Patients with Spontaneous Intracerebral Hemorrhage to Teaching Hospitals <i>Presenter: Farhaan S Vahidy, USA</i>
12:15-12:25	O-032 Sex differences in clinical characteristics, management and outcomes of patients with spontaneous intracerebral haemorrhage: interim analysis from the TICH-2 trial <i>Presenter: Zhe Kang Law, UK</i>
12:25-12:35	O-033 Comparing City Census Data with African American Participation at CLEAR III Sites <i>Presenter: Maningbe Keita, USA</i>
12:35PM-12:50PM	Symposium Evaluation <i>Moderators: Karen Lane, USA, Maningbe Keita, USA, Roy Hamilton, USA and Daniel Woo, USA</i>
12:50PM-1:00PM	Closing Remarks and World ICH Awards Presentation <i>Karen Lane, USA</i>
1:00PM	LUNCH



Scientific Program

WICH - May 3, 2017

Time	Room 202
08:00AM-11:00 AM	Scientific Session 12B Neurosurgical Technical Workshops
8:00-8:30	The Surgical Center in Clinical Trials of Hemorrhagic Stroke <i>Speaker: Issam Awad, USA</i>
8:30-9:00	Surgical Aspects of the MISTIE procedure <i>Speaker: Mario Zuccarello, USA</i>
9:00-9:30	Endoscopic Evacuation of ICH <i>Speaker: Paul Vespa, USA</i>
9:30-10:00	Emerging Techniques for ICH Evacuation <i>Speaker: Andrew Carlson, USA</i>
10:00-10:30	Regional Variations in ICH Surgery <i>Speaker: David Mendelow, UK</i>
10:30-11:00	ICH Technical Surgery Processes in China <i>Speaker: Chao You, China</i>



Scientific Program

WICH - May 3, 2017

Time	Room 202



Invited Speakers



DANIEL F. HANLEY, USA

Since 1996, Dr. Hanley has been a Professor of Neurology, Neurosurgery and Anesthesia/Critical Medicine at Johns Hopkins Medical Institutions. Since 1999, Dr. Hanley has also been Professor, School of Nursing, the Jeffrey and Harriett Legum Professor of Acute Care Neurology and Director of Brain Injury Outcomes Program at Johns Hopkins Medical Institutions. Dr. Hanley is a graduate of Williams College and Cornell University Medical College and has board certification in internal medicine, neurology and psychiatry. Dr. Hanley is a leading expert on multiple types of brain injury and has received more than 60 clinical and basic research grants, predominately from the National Institute of Health and the FDA Orphan drugs program. He has published more than 225 articles in peer-reviewed journals, has received the Alexander Humboldt Research Prize for his accomplishments in brain injury research and has extensive clinical trials experience in that field. His trainees are directors of over 25 brain intensive care units across the United States. Dr. Hanley is on the board of directors of the National Stroke Association and has developed nationally recognized education and training programs for that organization. He has significant experience in the areas of clinical trials design, organization and interpretation: drug development: device development and regulatory compliance. He is the principle investigator for the NIH sponsored MISTIE and CLEAR trials investigating minimally invasive neurosurgical techniques to treat hemorrhagic stroke. He is a principal investigator for JHU-Tufts NCATS TIC grant. As such, he will lead the collaborative efforts to advance education and therapeutics in well-designed CTSA clinical trials.

ABC Welcomes the
6th World Intracranial
Hemorrhage Conference
and Congratulates
them on their 1st Health
Equity Symposium

ADVOCATE / Changing Systems

GRANTMAKER / Creating Pathways

BROKER / Expanding Opportunities

CONVENER / Increasing Access

INNOVATOR / Developing Solutions



Call 410.659.0000 or visit www.abc-md.org to make a donation.



Invited Speakers




MAGDY HAMED SELIM, USA

Dr. Selim is a Professor of Neurology at Harvard Medical School and the Chief of the Division of Stroke and Cerebrovascular Disease at Beth Israel Deaconess Medical Center. He is the co-editor of the controversies section of the *STROKE* journal, and a member of the American Heart Association/American Stroke Association Stroke Council's International Stroke Conference Program Planning Committee, where he serves as the Chair for the intracerebral hemorrhage category. He was a member of the writing groups of the AHA/ASA guidelines on the management of intracerebral hemorrhage in 2010 and 2015. He is the Principal Investigator for the ongoing NINDS-funded, multi-center, intracerebral hemorrhage DEFeroxamine (iDEF) trial.



RICHARD FREDERICK KEEP, USA

Professor of Neurosurgery and of Molecular & Integrative Physiology, University of Michigan. I am also Director of the Crosby Neurosurgical Laboratories and Associate Chair for Research in the Department of Neurosurgery. My main research areas are preclinical studies on hemorrhagic and ischemic brain injury, blood-brain and blood-CSF barrier function (including drug delivery) and effects of neurological disorders on those barriers. Our work on cerebral hemorrhage has included preclinical studies, across multiple species, in intracerebral, intraventricular, subarachnoid and subdural hemorrhage, as well as hemorrhagic transformation after ischemic stroke and cavernous malformations. A major focus has been on the role of clot-derived factors, such as thrombin, hemoglobin and iron, in inducing brain injury and how to prevent such injury. Work has also focused on the response of the brain to the hematoma, such as mechanisms involved in protecting against clot-derived neurotoxic factors and hematoma resolution.



Invited Speakers



GUOHUA XI, USA

Dr. Xi received his medical degree from Zhejiang Medical University, China, and had his postdoctoral training at the University of Cincinnati and the University of Michigan. Currently he is Richard C. Schneider Research Professor and Professor of Neurosurgery at the University of Michigan. His research interests are: 1) the mechanisms of brain injury after brain hemorrhage; 2) iron chelation therapy for intracerebral hemorrhage; and 3) the mechanisms of preconditioning-induced tolerance to brain injury.




ISSAM A. AWAD, USA

Issam A. Awad was born in Beirut, Lebanon September 23, 1956. After completing his secondary studies at the Collège de la Sagesse in Lebanon, he pursued university education in the United States, receiving the Bachelor of Sciences degree in Biochemistry (Summa Cum Laude) in 1976, Master of Sciences degree in Biochemistry in 1979, and Doctor of Medicine degree in 1980, all from Loma Linda University in California. He graduated first in his medical school class and received the "Student Investigator of the Year" Award, the Griggs Medical Scholarship Award, and was elected to the Alpha Omega Alpha Honor Medical Society. Dr Awad completed his residency training in Neurological Surgery at the Cleveland Clinic Foundation in 1985, including neurotraumatology training at the Head and Spinal Injury Unit of the Royal Infirmary of Edinburgh in Scotland (1983), and the Crile Traveling Fellowship (1985). He completed a fellowship in Neurovascular Surgery at the Barrow Neurological Institute in Phoenix, Arizona (1985-1986) and was a full-time faculty member at Stanford University School of Medicine (1986-1987). In 1987 he returned to the Cleveland Clinic where he was Head of the Section of Epilepsy Surgery (1988-1992), Head of the Section of Cerebrovascular Surgery and Surgical Director of



Invited Speakers

the Cerebrovascular Center (1990-1993), and Vice-Chairman of the Department of Neurological Surgery (1991-1993). He then moved to Yale University in 1993 as Director of the Neurovascular Surgery Program and the Yale Cerebrovascular Center, where in 1994 he was promoted to Professor, and in 1997 he was awarded the endowed Nixdorff-German Chair in Neurosurgery. In 2001 Dr Awad joined the University of Colorado School of Medicine as the Ogsbury-Kindt Chair in Neurosurgery and Professor of Neurosurgery, Neurology and Pathology. In 2003, he relocated to Chicago as Professor of Neurosurgery (with tenure) and Vice-chairman for Research and Program Development at Northwestern University, and as Director of Neurovascular Surgery and Neurocritical Care, and co-Director of Stereotactic Radiosurgery at Evanston Hospital (now NorthShore University HealthSystem). In 2010, he was recruited to lead the Neurovascular Surgery Program at the University of Chicago, and is currently tenured in the Biological Sciences Division. He is the John Harper Seeley Professor of Neurological Sciences, Professor of Surgery (Neurosurgery), Neurology and the Cancer Center, and Senior Faculty scholar at the Bucksbaum Institute for Clinical Excellence. Dr Awad is active in numerous professional and learned societies. He has served on the Executive Committee of the American Stroke Association, and on the Board of Governors of the American College of Surgeons. He was the Chairman of the Joint Cerebrovascular Section of the American Association of Neurological Surgeons and the Congress of Neurological Surgeons, he has directed the Annual Course on Research Update in Neuroscience for Neurosurgeons, and he served as the 51st President of the Congress of Neurological Surgeons. Dr Awad is the Founding past-President of the World Association of Lebanese Neurosurgeons, and the Founding Chairman of Scientific Advisory Board of the patient advocacy group Angioma Alliance. Dr Awad has authored over 300 scientific papers and book chapters, and has edited twelve books dealing with cerebrovascular surgery and other aspects of neurological surgery. He has



Invited Speakers

presented over 400 papers and lectures at major meetings and symposia, has been a visiting professor at numerous institutions in the United States and abroad, and was recognized among America's Best Doctors, Best Teachers, and is the recipient of the Bucy Award for Excellence in Neurosurgical Education and numerous other honors. Dr Awad has made numerous scientific contributions including the characterization of subcortical ischemic lesions in the aged, advances in the understanding of the natural history and biologic behavior of vascular malformations of the brain, numerous technical advances in neurovascular and epilepsy surgery, and is a recognized expert in the treatment of neurovascular disease, hemorrhagic stroke and neurosurgical critical care. His research has been cited by other researchers more than 19,000 times (H-index 74), and funded by the National Institutes of Health since 1998, focusing currently on molecular mechanisms in cerebral vascular malformations, and on minimally invasive techniques for treating hemorrhagic stroke. In 2016 he was appointed to the United States National Advisory Council for Neurological Disorders and Stroke.



ROBERT BROWN, USA

Dr. Brown completed his medical school training at Mayo Medical School, neurology residency at Mayo Clinic and stroke and cerebrovascular disease fellowship at Mayo Clinic. He also has a masters of public health in epidemiology and clinical trial design. He is a Consultant in the Department of Neurology, Mayo Clinic, Rochester, MN, the John T. and Lillian Matthews Professor of Neuroscience, Mayo Clinic College of Medicine and Professor of Neurology, Mayo Clinic College of Medicine. He is chair of the Mayo Clinic Division of Stroke and Cerebrovascular Disease. He is also the Director of the Mayo Clinic Program in Professionalism and Values. He is past chair of the Department of Neurology, Mayo Clinic. He is a previous recipient of the Mayo Distinguished




Invited Speakers

Clinician Award, Mayo School of Continuing Medical Education Outstanding Faculty Award, Mayo Individual Award for Excellence, and the American Heart Association Stroke Leadership Award. He has been elected to membership in the American Neurological Association, and is a fellow in the American Academy of Neurology, and the Stroke Council of the American Stroke Association. His research interests include cerebrovascular diseases of all types including intracranial aneurysms, stroke prevention, acute ischemic stroke, intracranial vascular malformations, primary central nervous system vasculitis and the epidemiology of cerebrovascular disorders. He has served as principal investigator, and on the executive and/or steering committees for numerous NIH-funded studies.



DAVID MENDELOW, UK

Institute of Neuroscience, Newcastle University. Professor David Mendelow was appointed as the William Leech Reader in Neurosurgery in 1987, then as the William Leech Professor of Neurosurgery since 1992. He is also honorary consultant at the Royal Victoria Infirmary in Newcastle. He has now semi-retired but still serves the University of Newcastle as a Strategic Research Advisor in relation to ongoing clinical trials in Neurosurgery. He has been the chief investigator and co-ordinator of several large multinational trials funded by the MRC and the NIH to determine the value of early surgery for the treatment of spontaneous intracerebral haemorrhage – aptly titled STICH (Surgical Trial of intracranial Haemorrhage). The 3rd and most recent trial has been the Surgical Trial in Traumatic Intracerebral haemorrhage (STITCH – TRAUMA) and the results have recently appeared in the Journal of Neurotrauma. Publications from his research exceed 800 with many in high impact journals like Lancet and the NEJM: these have resulted in extremely high citation indices. He has published several books while in Newcastle including 2 new recent



Invited Speakers

books on Stroke. David's commitment to improving patient care extends to work with charities. Locally, he is Chairman and a trustee of the Northern Brainwave Appeal, which has raised over £2M for neuromonitoring equipment, including a new CT scanner, to improve the High Dependency Unit at the Regional Neurosciences Centre in Newcastle. A recent project of the charity has been to donate funds towards a new 3 Tesla MRI scanner in the Neuroscience Centre at the Royal Victoria Infirmary. He has also been a Trustee of the Clarke Lister Brain Haemorrhage Foundation: a charity set up by Clarke's parents after a fatal brain haemorrhage occurred at the age of 10 in Middlesbrough. This charity also supports research and patients who have survived ICH. Internationally, he has played a key role in supporting his colleague, Robin Sengupta, to establish the new state of the art neurosciences hospital in Kolkata, India. He has been recognised Internationally through his appointment as Honorary President of the EuroAcademy of Multidisciplinary Neurotraumatology (EMN), Vice President of the European Association of Neurosurgical Societies (EANS) and Vice Chairman of the World Federation of Neurosurgical Societies (WFNS) Neurotrauma Committee. He has a reputation as a leading neurosurgeon and the Times Magazine named him as one of Britain's top surgeons in 2011.



PAUL VESPA, USA

Dr. Paul Vespa is the Assistant Dean for Research in Critical Care Medicine, the Gary L. Brinderson Family Chair in Neurointensive Care and Professor of Neurosurgery and Neurology at the David Geffen School of Medicine.

Dr. Vespa is leading the university-wide initiative to enhance the multidisciplinary clinical and research operations in Critical Care Medicine at the University of California. Dr Vespa is the Director of the Neurocritical Care Program at UCLA and clinical director of UCLA Brain Injury Research Center. Dr. Vespa is a Fellow of the



Invited Speakers

American College of Critical Care Medicine, the American Academy of Neurology, The American Neurological Association, and the Neurocritical Care Society. His clinical and research areas of focus include traumatic brain injury, subarachnoid hemorrhage, intracerebral hemorrhage, status epilepticus, stroke and coma. Dr. Vespa has pioneered the role of continuous brain monitoring in coma patients, imaging and microdialysis studies of brain metabolism, stereotactic treatment of brain hemorrhage and robotic telepresence in the neurointensive care unit. He has led bioinformatics development in critical care and has served on advisory panels on bioinformatics to the Society of Critical Care Medicine, the DOD, and the NIH. He has published over 200 scientific research articles. Dr. Vespa is an editorial board member of Critical Care Medicine, Neurocritical Care, and Surgical Neurology. Dr. Vespa was the past Chair of the United Council of Neurologic Subspecialties (UCNS) from 2009-2015 and was successful in leading the UCNS towards independence. Dr. Vespa has received research funding to do neurocritical care research by the National Institutes of Health, the Department of Defense and the State of California. Dr. Vespa is the former chair of the NIH scientific review panel on Acute Brain Injury and Epilepsy and serves on the Department of Defense External Advisory Board for Traumatic Brain Injury. Dr. is the Co-Chair of the Neurocritical Care Society Research Committee. Dr. Vespa has considerable administrative and financial leadership experience as the Chief of the Division of Neurocritical Care, the Clinical Director of the Brain Injury Center, and a member of the Department of Neurosurgery Executive Leadership team. Dr. Vespa is a consultant for telehealth and innovation in critical care.



Invited Speakers



CRAIG STUART ANDERSON, AUSTRALIA

Professor Craig Anderson has been appointed to the position of Executive Director of The George Institute China in Beijing, PRC, from May 2016. Prior to this, he was Senior Director of the Neurological and Mental Health Division at The George Institute for Global Health, Australia and Head of the Neurology Department at Royal Prince Alfred Hospital, a major teaching hospital in Sydney, Australia. He continues to be Professor of Stroke Medicine and Clinical Neurosciences in Central Clinical School of the University of Sydney, and runs a research stroke program at The George Institute Australia and holds a clinical neurology appointment at Royal Prince Alfred Hospital.

Craig holds specialist qualifications in clinical neurology and geriatrics, a PhD in medicine and epidemiology from The University of Western Australia, and is a Senior Principal Research Fellowship of the National Health and Medical Research Council (NHMRC) of Australia. He is immediate past-President of the Asia Pacific Stroke Organisation, and past-President of the Stroke Society of Australasia, and is a member of several specialist societies and an editor for the Cochrane Stroke Group. He has published widely on the clinical and epidemiological aspects of stroke, cardiovascular disease and aged care, and either leads or is a member of the Steering Committee of several large-scale investigator-initiated epidemiological and clinical trial projects that include the pivotal INTERACT and ENCHANTED studies, HeadPoST, ONTARGET/TRANSCEND, PROGRESS, FIA, ChinaQUEST, IMSIII and MISTIEIII. Craig has a strong commitment to research, training, policy and service development in stroke around the world, but particularly so in China where the burden of this disease is large. He has a strong focus on quality and excellence in clinical research, and efforts to improve health care delivery to the most in need.




Invited Speakers



JOSEPH P. BRODERICK, USA

Joseph P. Broderick, MD, is Professor of Neurology and Rehabilitation Medicine at the University of Cincinnati College of Medicine and Director of the University of Cincinnati Gardner Neuroscience Institute. Dr. Broderick graduated summa cum laude with distinction from Xavier University with an Honors Bachelor of the Arts in 1978. In 1982, he graduated from the University of Cincinnati Medical School where he ranked first in his medical school class. He received his medical neurologic training and completed a Cerebrovascular fellowship at the Mayo Clinic in Rochester, MN in 1987. He returned to the University of Cincinnati in 1987 and served as Chair of the Department of Neurology from 4/2000 to 12/2013 at which time he assumed Directorship of the University of Cincinnati Neuroscience Institute. Dr. Broderick is an internationally recognized expert on the treatment and underlying causes of stroke. He currently is the Principal Investigator of the National Coordinating Center for the NIH funded network of stroke trials. Dr. Broderick's two-fold passion is to improve the treatment and outcome of stroke patients world-wide, and to have world class patient care and research for all areas of neurologic disease at the University of Cincinnati Neuroscience Institute. Dr. Broderick has been a very active member of the American Heart and Stroke Association since early in his academic career and has served in both regional and national leadership roles within the organization, most recently as the current Chair of the Stroke Council.

Dr. Broderick's contributions to advancing stroke treatment, research, and education worldwide are reflected in multiple awards including the Daniel Drake Medal at the University of Cincinnati in 2010, the national American Heart Association Clinical Research Prize in 2011 (the first stroke physician to receive the award), and the University of Cincinnati William Howard Taft Medal for Notable Achievement in 2013. He has also been awarded with the William B. Feinberg Award for Excellence in Clinical Stroke by the Stroke Council



Invited Speakers



BARBARA GREGSON, UK

of the American Heart Association, the Healthcare Heroes Award for Innovation by the Cincinnati Business Courier, and the Samuel Kaplan Visionary Research Award by the American Heart Association. In addition to his many lifetime achievements, Dr. Broderick serves the Cincinnati community as a Board Member of UC Health.

Dr Barbara A Gregson is the Neurosurgical Trials Director at Newcastle University and is based in the Neurosurgical Trials Group at the Wolfson Research Centre on the Campus for Ageing and Vitality, Newcastle upon Tyne, NE4 5PL.

Dr Gregson gained a first in Statistics at Newcastle University and worked for twenty years in the Centre for Health Services Research at Newcastle University (followed by 18 months at Leeds University) gaining expertise in all aspects of health services research particularly study design, questionnaire design, data processing, analysis and report writing. She undertook and managed studies using survey methodology, matched case-control designs and randomised controlled trials and along the way gained a PhD applying logistic regression techniques to four varied aspects of health care. Her work ranged from studies of infant feeding and community maternity care to studies of cognitive decline, nursing homes and care pathways for elderly people experiencing a first stroke or fractured hip via studies of inter-professional collaboration in primary care.

Nineteen years ago she moved into the Neurosurgery Department at Newcastle University to undertake an international multicentre randomised controlled trial of surgery in intracerebral haemorrhage (STICH) and since then she has undertaken further international studies of intracerebral haemorrhage, intraventricular haemorrhage, subarachnoid haemorrhage and head injury including STICH II and STICH(Trauma) and collaborated with Johns Hopkins University on the MISTIE and CLEAR



Invited Speakers

studies. She is presently working on MISTIE III with Johns Hopkins (an RCT of minimally invasive surgery plus rT-PA for intracerebral haemorrhage), TOPSAT2 with Newcastle University (an RCT of early treatment for grade 4 or 5 aneurysmal subarachnoid haemorrhage) and RESCUE-ASDH with Cambridge University (an RCT of decompressive craniectomy for acute sub-dural haemorrhage) as well as analysis of CTs from STICH II and STITCH.



ROY HOSHI HAMILTON, USA

Roy Hamilton is an Assistant Dean of Diversity and Inclusion in the Program for Diversity and Inclusion at the Perelman School of Medicine. He is deeply involved in issues related to empowering underrepresented and underserved populations in medicine and academia, and has over a decade of leadership experience in the development of outreach and mentorship programs aimed at enhancing diversity in medical school, graduate medical training, beyond. He has won a number of accolades for his contributions, including the Kurt. J Isselbacher Humanitarian Award, American Medical Association (AMA) Foundation Young Physicians Leadership Award, the AMA Young Physicians Section Community Service Award, and the University of Pennsylvania Martin Luther King Junior Award for Community Involvement. In addition to his outreach efforts, Dr. Hamilton is a clinician and neuroscientist. He directs the Laboratory for Cognition and Neural Stimulation at the University of Pennsylvania, where the central thrust of his research is to use noninvasive electrical and magnetic brain stimulation to explore the characteristics and limits of functional plasticity in the intact and injured human brain. Dr. Hamilton is an accomplished educator in the fields of neuroscience and neurology, and has garnered several teaching awards, including Penn's prestigious Leonard Berwick Memorial Prize for excellence in clinical and basic science teaching. He pursued his undergraduate education at Harvard University and subsequently attended Harvard



Invited Speakers

Medical School and the Massachusetts Institute of Technology (MIT), where he obtained an MD and a Master's Degree in Health Sciences Technology in 2001. He completed residency training in Neurology at the University of Pennsylvania (Penn) in 2005 and then pursued a fellowship in Cognitive and Behavioral Neurology, also at Penn. He was appointed to Penn's standing faculty as an Assistant Professor of Neurology in 2009.




CHRISTIAN STAPF, CANADA

Dr Stapf received his MD degree in 1995 from Freie Universität Berlin, where he completed his neurology residency at Klinikum Benjamin Franklin in Berlin (Germany), followed by a two-year stroke fellowship at The Neurological Institute of Columbia University (USA) with Dr. J.P.Mohr. In 2003, he was appointed attending neurologist at Hôpital Lariboisière in Paris (France) and served as director of the Acute Neurovascular Unit. In 2010, I was eventually promoted to Tenured Professor of Neurology at University Paris Diderot – Sorbonne Paris Cité.

In September 2015, Dr Stapf was recruited as Full Professor at the Department of Neurosciences at Université de Montréal along with a clinical appointment as Director of Stroke Research at the Department of Neurology, CHUM (Centre Hospitalier de l'Université de Montréal) in Montreal, QC, Canada.

Dr. Stapf's main research interest is the neurology of brain vascular malformations and other conditions predisposing to intracranial hemorrhage. He served as European co-PI for the NIH-funded ARUBA trial (NCT00389181) and the NHMRC-funded INTERACT2 trial (NCT00716079). He participated in many clinical trials of acute and preventive stroke therapy, and has published and lectured on various aspects of stroke and brain vascular malformations. Based on his research results, Dr. Stapf has received a Young Investigator Award of the European Stroke Conference (2000) and the distinguished Robert



Invited Speakers

G. Siekert New Investigator Award in Stroke of the American Heart Association (2001).

He is an active member of the World Stroke Organization (WSO), the European Stroke Organization (ESO), the Stroke Council/American Heart Association, the Canadian Stroke Consortium (CSC), the Société Française de Neurologie (SFN) and Société Française Neurovasculaire (SFNV).



THORSTEN STEINER, GERMANY

Thorsten Steiner is professor of neurology and neurointensive care. He is chair of the Department of Neurology at Klinikum Frankfurt Höchst and director of the Stroke Unit-Service at Klinikum Hofheim. Prof. Steiner is an Honorary Professor of Copenhagen University, Denmark and member of Medical Faculty at Heidelberg University Hospital, Germany. He holds a title as a Master of Medical Education from Bern University, Switzerland. Prof. Steiner received his medical training at the University of Heidelberg, the Tanga Regional Medical Centre in Tanzania, and the Johns Hopkins School of Medicine in Baltimore, Maryland, United States. He completed his specialty training in neurology, emergency medicine, and critical care neurology at the University of Heidelberg

Hospital. Prof. Steiner's main research interests are related to stroke intensive care, intracerebral haemorrhage, invasive monitoring, and treatment strategies of elevated intracranial pressure. He has performed several clinical studies on intracerebral haemorrhage, thrombolysis and neuroprotectants in ischaemic stroke as principle investigator and co-investigator. Prof. Steiner is chairman of the guidelines committee of the European Stroke Organisation (ESO). He has published in such journals as the New England Journal of Medicine, Lancet Neurology, Stroke, Neurology, the Journal of Neurosurgery, Annals of Neurology, and others.



Invited Speakers




DANIEL WOO, USA

Dr. Daniel Woo is Vice Chair of Clinical Research and Professor of Neurology in the University of Cincinnati College of Medicine. A diplomate of the American Board of Psychiatry and Neurology, Dr. Woo is a specialist in a vascular neurology and the prevention and treatment of hemorrhagic stroke. Dr. Woo trained at the Cleveland Clinic Foundation prior to his fellowship in Cerebrovascular Disease at the University of Cincinnati, which he joined in 1998. Dr. Woo also received a masters of molecular genetics from the University of Cincinnati and as molecular/genetic epidemiologist, has particular interest in genetic and environmental influences on the risk of hemorrhagic stroke in 2000 and 2001.

A globally renowned clinician and researcher, Dr. Woo is the current chair of the International Stroke Genetics Consortium of which he was a founding member, he is the Section Editor for Genetics for the American Heart Association Journal Stroke. He belongs to the Stroke Progress Review Group (SPRG) and is an active member of the American Neurological Association, which recognizes the top members of the academic field of Neurology.

In addition, Dr. Woo provides neurologic subspecialty care to a population of patients with limited resources for healthcare as a volunteer at the Good Samaritan Hospital – Price Hill Free Clinic. Dr. Woo has been named among the Best Doctors in America and Top Doctors in Cincinnati, and in addition to his national and international collaborations, he currently maintains collaborations with colleagues at both Cincinnati Children's Hospital Medical Center and UC, including CEG members Ranjan Deka and Mario Medvedovic.

Together with Dr. Grace LeMasters, Professor Emerita in the Division of Epidemiology & Biostatistics and Adjunct Professor in the Division of Pediatrics, CCHMC, Dr. Woo co-directs the CEG Career Development Program.




Invited Speakers



CHAO YOU, CHINA

Chao You, Male, Chief surgeon, Doctoral supervisor, Expert with outstanding contribution to the Ministry of Health. Prof. You is now the department chief of Neurosurgery at West China Hospital of Sichuan University. He also is serving as Vice-Chairman of Chinese Congress of Neurological Surgeons, standing committee member of Neurosurgical Committee of Chinese Medical Association, Chairman of Chinese Society of Neuro-oncology and numerous other academic organizations. Prof. You is the editorial board member of more than 10 neurosurgical journals including Chinese Journal of Cerebrovascular Diseases, Chinese Journal of Neurosurgery, and Chinese Journal of Trauma etc. He has devoted his professional life to taking care of patients with CVD and CNS tumors. He has extensive experience in the diagnosis and management of complex intracranial aneurysm, cerebral/spinal AVM and intracerebral hemorrhage. Prof. You presided over more than 10 national key projects including the National "1025" Key Technologies R & D Program of China, Key Project of Chinese Ministry of Health, National Natural Science Foundation of China, etc. His bibliography includes ten books and four hundred professional papers (including 50 SCI papers), most involving management of CVD and brain tumors, brain imaging and image-guided surgery. List of awards and honours bestowed upon Prof. You includes the 1st Prize of Chinese Medical Science & Technology Awards and Natural Science Award of the Ministry of Education and other ten national awards.



Invited Speakers



WENDY ZIAI, USA

Dr. Ziai is Associate Professor of Neurology, Neurosurgery and Anesthesia/Critical Medicine at Johns Hopkins Medical Institutions. Dr. Ziai is a graduate of Carleton University and Queen's University in Canada, and the Johns Hopkins Bloomberg School of Public Health, and has board certification in Neurology and Neurocritical Care. Dr. Ziai is an expert on multiple types of brain injury and has published more than 100 articles in peer-reviewed journals. She received the American Academy of Neurology Foundation Clinical Research Training Fellowship Award and has pursued research in mechanisms of injury and recovery in intracerebral hemorrhage with a specific interest in the acute management of intraventricular hemorrhage. She has significant theoretical and practical knowledge in clinical trial methodology and has been closely involved in managing aspects of the NIH sponsored MISTIE and CLEAR trials investigating minimally invasive neurosurgical techniques to treat hemorrhagic stroke. She is currently coordinating the MISTIE III ancillary study entitled: "Mechanisms of Tissue Injury in MIII", an international collaborative effort which focuses on predicting risk of excessive bleeding in minimally invasive surgery and leukocyte and inflammatory marker evaluation from hematoma fluid. She has unique experience in the safety management of high acuity brain injured patients and is Chair of the Safety Committee for both the CLEAR IVH and MISTIE III trials. She is Medical Director of the Neurovascular Laboratory at the Johns Hopkins Hospital, and Chair of the Science Committee for the Neurocritical Care Society (NCS). She has mentored numerous Neurocritical Care fellows.



Invited Speakers



OPEOLU MAKANJU ADEOYE, USA

Dr. Opeolu Adeoye moved to Cincinnati in 2002 to obtain clinical training at the University of Cincinnati Medical Center's Emergency Medicine Residency Program. After his residency, he completed a fellowship in Neurovascular Emergencies and Neurocritical Care, joining the faculty in 2008 with dual appointments in Emergency Medicine and Neurosurgery. Dr. Adeoye's background and training allow him to ensure optimal care of patients with neurological conditions from the prehospital setting through the emergency department, into the hospital until they are ready for discharge to home or a rehab facility. Currently, Dr. Adeoye serves as the Co-Director of the UC Stroke Team and Medical Director for the Telestroke Program.

Academically, Dr. Adeoye's research interest is in acute stroke. He conducts research funded by the NIH and serves on national committees for the Society of Academic Emergency Medicine, American Heart Association and Neurocritical Care Society.

In his time off, Dr. Adeoye enjoys spending time with his wife and two young children.



JAROSLAW ARONOWSKI, USA

Dr. Jaroslaw (Jarek) Aronowski, Ph.D., FAHA, is Professor and Vice Chair and the Roy M. and Phyllis Gough Huffington Chair in Neurology at McGovern Medical School at The University of Texas Health Science Center in Houston (UTHealth), where he has spent most of his professional career. He received degrees from Warsaw Medical School and Polish Academy of Sciences and was a postdoctoral fellow in the Departments of Neurology and Neurobiology & Anatomy at UTHealth.

Dr. Aronowski's research has been sponsored continuously for two decades with grants from the National Institutes of Health (NIH) and the American Heart Association (AHA). Discoveries in his laboratory have results in clinical trials for



Invited Speakers

stroke, including ischemic stroke and intracerebral hemorrhage.

He is an international research leader in understanding the cellular and molecular mechanisms underlying the pathology of acute cerebral ischemia, reperfusion injury, and secondary injury after intracerebral hemorrhage with emphasis on the role of transcription factors, neuroinflammation (including role of microglia, neutrophil, and oligodendroglia), stem cell therapy, and the use of ultrasound in tPA-mediated thrombolysis.

Dr. Aronowski has published more than 100 papers and given more than 100 plenary lectures and invited presentations. He has served on more than 100 NIH and AHA study sections and acted as a Member of the Planning Group to Establish NIH Future Goals/Priorities in Stroke Research - National Institute of Neurological Disorders and Stroke (NINDS).


He is the Associate Editor for Basic Science for Stroke, a journal of the AHA/American Stroke Association. This year he was nominated by AHA for the prestigious Willis Lecture Award during the International Stroke conference. He currently serves as a Treasurer Elect for the International Society for Cerebral Blood Flow and Metabolism.

In the field of experimental research, Dr. Aronowski has trained dozens of clinical stroke fellows and research fellows, scientists who today play instrumental roles in leading clinical stroke research around the world.



MARANATHA AYODELE, USA

I received my medical degree from Weill Cornell Medical College and completed residency training in general neurology at the University of California, San Francisco and additional subspecialty fellowship training in Neurocritical Care at the University of California, Los Angeles. I am certified by the American Board of Psychiatry and Neurology and the United Council for Neurologic Subspecialties. I recently joined the faculty at University of Miami/



Invited Speakers

Jackson Memorial Hospital as an Assistant Professor of Clinical Neurology and Associate Director of the Neurocritical Care Fellowship Program. My interests are in the critical care management of traumatic brain injury, intracerebral and subarachnoid hemorrhage, and severe stroke patients. I recently completed an NIH StrokeNet research fellowship from 2015-2016 during which the focus of my research was on race/ethnic disparities among patients with intracerebral hemorrhage in the Florida-Puerto Rico Stroke Registry, a region-specific registry which was established as part of a multi-center NINDS-funded Florida-Puerto Rico Collaboration to Reduce Stroke Disparities (FL-PR CReSD) Program initiative.



RICHARD THOMAS BENSON, USA

Dr. Richard T. Benson is the Associate Medical Director of Stroke at the MedStar Washington Hospital Center with the NIH Stroke Program. As the only Comprehensive stroke program in the Greater Washington Region (GWR), and as an ACGME certified vascular neurology fellowship training program site for the NIH training program, Dr. Benson works very closely with the Medical Director and the other NIH stroke team faculty members to develop, grow, and support this program. Dr. Benson is also the chair of the American Heart Association (AHA) Missions' Committee for the GWR, and was responsible for enrolling over 900 community members in the AHA sponsored Heart 360 "Check it, Change it" blood pressure self-management program. Dr. Benson worked in academia, the public, and the private sectors. Most notably he was a program director in the Office of Minority Health and Research at the National Institute of Neurological Disorders and Stroke (NINDS). During his tenure at the NINDS, he was the lead program director tasked with developing and implementing programs to address the NIH's Government Performance and Results Act (GPRA) goals related to minority health and health disparities in neurological disorders. In addition



Invited Speakers

to managing a large portfolio of grants, some of which were related to stroke, Dr. Benson assisted in the organization, review, and funding of several large co-operative agreements related to minority health and health disparities. He also completed courses in program management, contracting, and program development at the NIH. While working as a program director at the NIH, Dr. Benson spent 20% effort as an attending stroke neurologist with the NIH stroke team.

After leaving the NIH in 2008, to reinvigorate his passion for treating stroke patients, and to fulfill the federal "cooling-off period", Dr. Benson worked for one of the largest private neurology groups in northern Virginia and was the clerkship director for the VCU-Inova campus medical student neurology rotation. Dr. Benson attended Fisk University in Nashville, Tennessee, where he received a Bachelor of Science in Chemistry. After working one year as a biochemist at Case Western Reserve Medical School, he attended Meharry Medical College where he received an MD and a PhD in Neurophysiology. His research thesis dealt with "Excessive Methylation in Parkinsonism." At Meharry, Dr. Benson received numerous research honors and he was inducted into the Alpha Omega Alpha (AOA) National Medical Honor Society. Subsequently, he completed a Neurology residency at the Harvard-Longwood Neurology Program in Boston, Massachusetts. Dr. Benson then completed a two-year Stroke Fellowship in the Neurological Institute at Columbia-Presbyterian Medical Center in New York, while completing a Master's degree in Epidemiology. He has worked previously at Long Island Jewish Medical Center; St. Luke's/Roosevelt Hospitals; Alexandria-Fairfax Neurology, PC; and Inova Alexandria/Fairfax Hospitals. His areas of interest include: health disparities, minority and community health, issues related to stroke and/or cerebrovascular disease, and translational research related to various neurological diseases.



Invited Speakers



FRED COLBOURNE, USA

Dr. Colbourne is a professor at the University of Alberta and a Canada Research Chair in Intracerebral Hemorrhagic Stroke. His research focuses on experimental treatments for ischemic and hemorrhagic brain injury. One of his primary research interests is the examination of therapeutic hypothermia in models of ischemic and hemorrhagic brain injury. As well, he is especially interested in rehabilitation strategies and underlying mechanisms in models of intracerebral hemorrhage.




ALEXANDER COON, USA

Dr. Alexander Coon serves as the Director of Endovascular Neurosurgery for The Johns Hopkins Hospital. He is one of the world leaders in the endovascular treatment of cerebral aneurysms. Most known for his expertise in the use of flow-diverting stents to treat cerebral aneurysms, Dr. Coon has personally performed >500 cases using this technology. He has mentored other physicians in the use of this technology across the United States and around the world. He has published extensively on the techniques and outcomes associated with flow-diversion use for cerebral aneurysms. He has actively participated in numerous ongoing multi-center clinical trials for flow-diverting stent technology.

BRUCE COULL, USA

I have the necessary background and expertise to assist with the proposed research study. I am a clinical trialist with extensive experience especially in phase II and phase III clinic trials involving both stroke prevention and acute interventions. My entire academic career of over 40 years has been spent working on stroke related subjects and especially clinical stroke trials. I was a member of the NINDS NSD-K study section and served as chair of the



Invited Speakers

committee from 2003 through 2006. The NSD-K committee was responsible for review of the majority of applications seeking INH funding for a wide variety of clinical trials in the clinic neurosciences. I am currently engaged in clinical stroke research that focuses on 1) clinical trials for secondary stroke prevention being site PI for NAVIGATE. 2) Clinical studies of biomarkers for risk of stroke both ischemic and hemorrhagic. I am the site PI for ERICH. 3) Clinical studies of post stroke interventions to prevent falls.. 4) Understanding and addressing disparities in stroke care with special emphasis on underserved communities.



CHARLES CURTIS FLIPPEN II, USA

Charles Flippen II, M.D., Professor of Neurology at the David Geffen School of Medicine at UCLA, was appointed the inaugural chair holder of the Richard D. and Ruth P. Walter Chair in Neurology in 2015. Dr. Flippen's research interests include curriculum development in neurological education and new preventive therapies for headache.

Dr. Flippen earned his B.A. degree in Psychology from Northwestern University, his M.D. degree from the University of Michigan, Ann Arbor, and completed his Neurology residency at the University of Maryland Medical System in Baltimore. He completed a research fellowship in Headache Medicine at Henry Ford Hospital in Detroit, MI. He joined the UCLA faculty in 1999 and directed the medical student clerkship in clinical neurology for 2 years. He is a faculty member of the Headache Research and Treatment Program at Ronald Reagan UCLA Medical Center, an attending neurologist at Olive View-UCLA Medical Center and directs the neurology residency-training program.

Dr. Flippen serves as on the Board of Directors of the American Academy of Neurology and as a member of the Residency Review Committee for Neurology of the Accreditation Council for Graduate Medical Education (ACGME). Dr. Flippen has been a leader both locally and nationally in efforts to diversify



Invited Speakers

providers of neurological care by chairing the UCLA Neurology Diversity in Training Task Force, serving on and previously chairing the AAN's Minority Scholars Program and is a co-investigator on a NIH R-25 training grant, TRANSCENDS (Training in Research for Academic Neurologists to Sustain Careers and Enhance Numbers of Diverse Scholars)




ROMER GEOCADIN, USA

Dr. Romer G. Geocadin is Professor in the Department of Anesthesiology-Critical Care Medicine, Department of Neurology, and Department of Neurosurgery, with a joint appointment in the Department of Medicine of the Johns Hopkins University School of Medicine. After completing his medical education in the Philippines, residency at NYU, and fellowship at Johns Hopkins, Dr. Geocadin now specializes in neurocritical care medicine at Johns Hopkins. Presently he is the chairman of the multidisciplinary critical care practice committee at Johns Hopkins Bayview and co-director of the Johns Hopkins Encephalitis Center. He was previously the Director of the Neurosciences Critical Care Unit at Johns Hopkins Bayview and was the Director of the Division of Neurosciences Critical Care at Johns Hopkins University School of Medicine.

As a clinician-scientist, his research focuses on the mechanisms and treatment of acute disorders of consciousness in the ICU, with emphasis in brain injury after cardiac arrest. His translational and clinical research has provided key insights on early neurophysiologic mechanisms of acute coma recovery and the impact of temperature management/therapeutic hypothermia on coma recovery and prognostication. His other areas of research interest include diagnosis and treatment of encephalitis, status epilepticus, and large strokes (ischemic and hemorrhagic) in the ICU.

As a member of the Science Committee of the Emergency Cardiovascular Care Committee of the American Heart Association (AHA) and the Adult



Invited Speakers

Research Task Force of the Get with the Guidelines Resuscitation, he has published several AHA statements, guidelines and high impact scientific articles related to cardiac arrest resuscitation. He was a panelist/speaker for the Institute of Medicine (IOM) of the National Academy of Sciences Committee on Treatment of Cardiac Arrest: Current Status and Future Directions. Dr. Geocadin is chair of the practice guidelines writing group on Brain Injury and Cardiac Arrest for the American Academy of Neurology

Dr. Geocadin has published extensively in peer-reviewed journals and he served on the editorial board of the journals: Resuscitation, Neurocritical Care, Seminars in Neurology, and Critical Care Practice and Research. He was guest editor for Neurology Clinics, Critical Care Clinics, and Emergency Medicine Clinics of North America. He has been elected fellow of the American Academy of Neurology, American Neurological Association and the Neurocritical Care Society. He is a Past President of the Neurocritical Care Society (NCS).



JOSHUA N. GOLDSTEIN, USA

Dr. Goldstein is an emergency physician who specializes in the acute diagnosis and management of intracerebral hemorrhage. He received both his M.D. and Ph.D. from the University of Connecticut Health Center in 2000, and completed his residency at the Harvard Affiliated Emergency Medicine Residency in 2005. He then completed a research fellowship in Vascular and Critical Care Neurology at Massachusetts General Hospital and Brigham & Women's Hospital. He is currently the Director of the Center for Neurologic Emergencies in the Department of Emergency Medicine at Massachusetts General Hospital and is an Associate Professor at Harvard Medical School.

Dr. Goldstein has dedicated his career to multidisciplinary work integrating neurology, hematology, neurocritical care, and emergency medicine. He has served on the Program Committee



Invited Speakers

for the International Stroke Conference, the Annual Meeting Committee for the Neurocritical Care Society, the American Heart Association Get-With-The-Guidelines Stroke clinical workgroup, the writing group for the 2015 AHA Guidelines for Management of Spontaneous Intracerebral Hemorrhage, and as Associate Editor of the journals Academic Emergency Medicine and International Journal of Emergency Medicine. He is the past Chair of the Emergency Neurovascular Care committee of the American Heart Association – Stroke Council.


Currently, Dr. Goldstein manages a large extramurally funded research program focused on neurologic emergencies such as ICH. He has received numerous awards including the SAEM Young Investigator Award for his research and the Harvard Emergency Medicine Residency's Outstanding Attending award for his teaching and clinical care. He has served as an invited speaker at many national and international forums. Finally, he has published over 95 original research articles, over 30 reviews and book chapters, and is an Associate Editor of the textbook Scientific American Emergency Medicine.

NICOLE GONZALES, USA

M. EDIP GUROL, USA



Dr. M. Edip Gurol is a vascular neurologist and researcher at Massachusetts General Hospital and Harvard Medical School. His research focuses on cerebral small vessel diseases of the elderly such as cerebral amyloid angiopathy, conditions that increase the risk of both hemorrhagic and ischemic cerebral events in affected individuals. He uses advanced neuroimaging techniques to clarify the molecular mechanisms of these microangiopathies. Dr. Gurol's clinical focus is stroke prevention in the high risk patient, i.e. patients with a hemorrhage prone cerebral small vessel disease as well as concomitant high embolic risk such as atrial fibrillation.



Invited Speakers



HELEN KIM, USA

Helen Kim, MPH, PhD, is Associate Professor, Director of Clinically-Oriented Research and Training, and Associate Director of Clinical Sciences at the Center for Cerebrovascular Research in the Department of Anesthesia and Perioperative Care at the University of California, San Francisco (UCSF). She also has a joint appointment in the Department of Epidemiology and Biostatistics and is a faculty member of the Institute for Human Genetics. Prior to joining the faculty at UCSF in 2006, she received her PhD in epidemiology and completed a postdoctoral fellowship in genetic epidemiology at the University of Washington, School of Public Health, in Seattle, WA.

Dr. Kim is a stroke epidemiologist, specializing in early-onset hemorrhagic strokes caused by brain vascular malformations. Her NIH-funded research projects use advanced epidemiologic, genomic, and imaging approaches to understand modifiers of disease susceptibility and progression in brain vascular malformation patients. She has made important contributions to identifying predictors of hemorrhage in the natural history course of brain arteriovenous malformations (AVM) in both sporadic and hereditary hemorrhagic telangiectasia (HHT) cases. She also has identified important genetic modifiers of disease severity in familial cerebral cavernous malformation (CCM) patients. These longitudinal cohort studies have resulted in over 75 peer-reviewed publications and book chapters, and multiple national and international collaborations. She currently serves on the Board of Directors as a scientific advisor for two patient advocacy groups: The Aneurysm and AVM Foundation and the Angioma Alliance.



Invited Speakers



DHANUNJAYA LAKKIREDDY, USA


Professor Dhanunjaya (DJ) Lakkireddy is Director, Center for Excellence in AF and Complex Arrhythmias at the University of Kansas Hospital and is board certified in Cardiology and Electrophysiology. He is an internationally renowned electrophysiologist whose contributions have helped advance the field of cardiology.

Dr. Lakkireddy has more than 250 peer reviewed articles and abstracts to his credit. He has been the primary investigator for over 100 investigator initiated studies and industry sponsored trials that have expanded the scope of clinical practice in cardiology and electrophysiology.

He was the lead investigator of the 'YOGA MY HEART' study, internationally recognized for its innovation in exploring alternative medical strategies as a supplement to standard medical therapy. He received the Prevention Award for the year 2011 for his contributions to cardiovascular health by Prevention magazine. He was recognized by Ingram's magazine with a "Heroes in Medicine" award in 2014.

Dr. Lakkireddy is the Program Director for the Kansas City Heart Rhythm Symposium. He co-directs the "International Symposium on Left Atrial Appendage" focused on the frontier science of left atrial appendage. In addition, he is the founder for Global Atrial Fibrillation Alliance, a not for profit patient-physician-industry alliance working towards a common goal of creating a world free of atrial fibrillation.

Dr. Lakkireddy is the associate editor for the reputable online open access arrhythmia journal that is released bi-monthly – The Journal of Atrial Fibrillation (www.jafib.com). He is the sitting Governor for the Kansas Chapter of American College of Cardiology (ACC).



Invited Speakers



KAREN LANE, USA

Karen Lane, an Assistant Professor of Neurology and the Administrative Director of Research, Division of Brain Injury OutcomeS (BIOS), Johns Hopkins University, has been developing, demonstrating, and disseminating the principles of clinical trials for more than two decades. Her primary focus as a clinical scientist has been intracranial hemorrhage, orphan diseases, neurocritical care, and racial and ethnic diversity within clinical trials. With more than 30 publications in the areas of clinical trials and intracranial hemorrhage, she has developed technical and organizational trial innovations including processes integral to web-based electronic data collection systems, trial performance metrics and summaries, trial management techniques resulting in site and subject retention, websites for investigators and the scientific community, an on-line training facility for skill certification, and electronic regulatory depositories. She currently is the project leader for the Johns Hopkins-Tufts Trial Innovation Center, part of the newly created NCATS Trial Innovation Network.



JOHN J. LEWIN III, USA

Dr. Lewin is the Director of the Critical Care and Surgery Pharmacy Division at The Johns Hopkins Hospital, an Associate Professor of Anesthesiology & Critical Care Medicine at the Johns Hopkins University School of Medicine, and a Clinical Professor at the University of Maryland School Of Pharmacy.

A graduate of Temple University School of Pharmacy, Dr. Lewin completed a PGY1 and PGY2 critical care residency at the Medical University of South Carolina. He has over 14 years of critical care pharmacy experience, with a primary clinical focus on neurological critical care, and is a board certified critical care specialist. Dr. Lewin has mentored numerous pharmacy students and residents, is the author or co-author of over 50 peer-



Invited Speakers

reviewed scientific articles and book chapters, and has delivered over 60 invited presentations at local, national, or international conferences. He has served in leadership roles in a number of pharmacy and critical care organizations, is a past-president of the Maryland Society of Health-System Pharmacists, and has been recognized as a Fellow of the American Society of Health-System Pharmacists, the American College of Critical Care Medicine and the Neurocritical Care Society. Most recently, Dr. Lewin served as co-chair of the writing committee and co-primary author of the Guidelines for Reversal of Antithrombotics in Intracranial Hemorrhage from the Neurocritical Care Society and Society of Critical Care Medicine.

MOUSSA MANSOUR, USA

CLAUDIA MOY, USA

Claudia Scala Moy, PhD, is a Program Director in the Division of Clinical Research and Acting Director of the Office of International Activities at the National Institute of Neurological Disorders and Stroke. She holds a doctorate in epidemiology from the University of Pittsburgh and a Master of Public Health degree from the Johns Hopkins University. In prior positions at the National Center for Health Statistics (now part of CDC), the University of Pittsburgh and at the Wilmer Eye Institute, Johns Hopkins University School of Medicine, Dr. Moy conducted health survey research, multicenter clinical trials, and epidemiological studies. Since moving from academia to NINDS in 2001, Dr. Moy has been responsible for a portfolio of clinical trials and other clinical research, primarily in stroke and other cerebrovascular disease. Her primary research interests are in clinical trials outcome measures, particularly measures of quality of life and of cognitive impairment associated with neurological disease or therapy. In addition, she has a continuing interest in clinical trials methodology,



Invited Speakers

research integrity, protection of research subjects, health disparities, and training junior investigators in clinical research methodology.




SUSANNE MUEHLSCHLEGEL, USA

Dr. Muehlschlegel is Associate Professor at the University of Massachusetts Medical School, and practices as an attending neurointensivist. She is dedicated to improving the lives and outcomes of patients with neurological emergencies and their families through passionate care at the bedside, research and teaching.

She earned her medical degree from the Philipps-University Marburg in Germany. She completed a residency in neurology at the University of Florida in Gainesville, FL. Dr. Muehlschlegel trained as a NeuroCritical Care and Vascular Neurology Fellow at Massachusetts General Hospital and Brigham & Women's Hospital in Boston. She also obtained a Masters of Public Health degree from the Harvard School of Public Health in Boston, MA.

Her research interests focus on studying outcomes after catastrophic neurological injuries, in particular moderate-severe traumatic brain injury, and improving the process of goals-of-care decisions for neurocritically ill patients through Shared Decision Making. She is the PI of the UMASS Neurocritical Care research group, and holds a K23 grant from the NIH. She has previously been funded by the American Heart Association, Worcester Research Foundation and the UMASS Faculty Scholar award for her work on the ryanodine receptor blocker dantrolene for the treatment of cerebral vasospasm after SAH. She is currently the site-PI for several NIH funded clinical trials, including the IDEF trial in ICH. Dr. Muehlschlegel is listed as author or co-author of 27 journal articles, 7 book chapters, and over 40 scientific abstracts. Dr. Muehlschlegel is an ad-hoc reviewer for 11 journals, including the New England Journal of Medicine, Neurology, STROKE and Neurocritical Care. She is an abstract reviewer for all major conferences in her field, including the



Invited Speakers

Society of Critical Care Medicine Annual Congress, the American Academy of Neurology Annual Meeting, and the International Stroke Conference.


Dr. Muehlschlegel is a current member of the Board of Directors for the Neurocritical Care Society, and serves as the committee chair of the NCS Annual Meeting "Fun Run for Research" and as a committee member on the nominations committee, NCS research fellowship grant taskforce committee, NCS research committee, and UCNS Neurocritical Care Board Question Writing committee. For several years she has been councilor of the Critical Care and Emergency Neurology Section of the American Academy of Neurology. Besides being a neurointensivist and researcher, she enjoys mentoring students, residents and junior faculty on career development, and has repeatedly lectured on this topic at national conferences.

She has been inducted as Fellow of the Neurocritical Care Society and as Fellow of the American College of Critical Care Medicine.



PAUL NYQUIST, USA

I recently have recently completed two pilot studies looking at the role of the Haptoglobin phenotype on outcomes in ICH as well as aneurysmal subarachnoid hemorrhage. My theoretical focus emphasizes the role of genetics and biomarkers in cerebrovascular disease with a special emphasis on small vessel disease of the brain. I also have extensive clinical trials experience in studies involving ICH as a co-investigator in CLEAR, MISTIE 2 and MISTIE 3, as well as the site PI for the FAST trial. I have also been involved in translational research investigating the relationship of white matter disease of presumed ischemic origin in a population enhanced with vascular risk factors. In my present RO-1 funded research I have characterized a group of patients with both small vessel disease of the heart as well as small vessel disease of the brain. I have been part of Large collaborations focused on the genetics of brain development and phenotypes involving small



Invited Speakers

vessel disease including ICH. In the present study I will be well suited to study the effects of haptoglobin on outcome as well as other forms of small vessel disease including ischemic white matter disease and cerebral microbleeds.



CHARLES POLLACK, USA

In 2015, Dr. Charles Pollack assumed multiple roles at Thomas Jefferson University in Philadelphia, Pennsylvania: Associate Provost for Innovation in Education, Thomas Jefferson University; Director, Jefferson Institute of Emerging Health Professions (IEHP); Associate Dean for CME and Strategic Partner Alliances, Thomas Jefferson University; and, Professor and Senior Advisor for Interdisciplinary Research and Clinical Trials, Department of Emergency Medicine, Sidney Kimmel Medical College of Thomas Jefferson University. Among the early milestones in IEHP development is the launch in May 2016 of the Jefferson Center for Medical Cannabis Education & Research, the first comprehensive academic resource for medical cannabis to be housed in a US health sciences university.


From 2001-2015, Dr. Pollack was Professor of Emergency Medicine at the Perelman School of Medicine of the University of Pennsylvania and served as Chairman of Emergency Medicine at Pennsylvania Hospital in Philadelphia. From 1992-2001, Dr. Pollack served in various positions in the Department of Emergency Medicine at Maricopa Medical Center in Phoenix, Arizona, an urban, tertiary care teaching hospital affiliated with the Medical College of the University of Arizona and the Mayo Graduate School of Medicine. He was Research Director from 1994 to 2000, and he chaired the department from 1997 to 2001. From 2000 through mid-2001, Dr. Pollack was also Director of Emergency Medicine at Arizona Heart Hospital. He graduated summa cum laude from Emory University in 1980 with bachelor's degrees in history and chemistry and with a master's degree



Invited Speakers

in the history of science and medicine, and was elected to Phi Beta Kappa. Dr. Pollack earned his medical degree from Tulane University School of Medicine and is a member of Alpha Omega Alpha. Dr. Pollack has long been active in teaching and clinical research and is an international leader in emergency medicine. He is the only physician to have received the American College of Emergency Physicians' highest national awards in both teaching and research; he also received the national teaching award from the Council of Emergency Medicine Residency Directors. He is the only US emergency physician to be elected a Fellow of the European Society of Cardiology (FESC). His primary research interests are in the management of thrombosis, both arterial (especially acute coronary syndrome) and venous (deep venous thrombosis and pulmonary embolism), reversal of anticoagulation, infectious disease emergencies, and treatment of acute pain. The Institute that Dr. Pollack leads at Jefferson is a first-of-its kind think tank and educational venture in which education and training needs for the evolving US healthcare space are anticipated and then brought first to market. The Institute's activities include Jefferson's Center for Medical Cannabis Education & Research, the first academic resource for medical marijuana therapy to be housed within a US health sciences university.

Dr. Pollack has written more than 500 original research articles, chapters, and abstracts, and serves on the editorial boards of several journals and on the steering committees of multiple national and international trials. He is the principal investigator on multiple ongoing trials, studies, and registries. Dr. Pollack also lectures widely on many varied topics in emergency medicine. He is a strong advocate for entrepreneurship and innovation in healthcare. He is a founding Board member of the Hospital Quality Foundation, a non-for-profit education and research organization dedicated to improvement in the quality of care provided to patients in the hospital and at transition back to the outpatient setting.



Invited Speakers


ADNAN QURESHI, USA

Dr. Qureshi is a leading physician and researcher in the fields of Neurology, Neurosurgery, and Radiology. He has been a professor in University of Medicine and Dentistry of New Jersey and University of Minnesota. He has written over 530 scientific publications in prestigious journals including the New England Journal of Medicine, Lancet, Archives of Internal Medicine, Critical Care Medicine, Neurology, American Journal of Medicine, and Circulation. In addition, he has made over 1400 presentations in various national and international meetings. He has served as an invited speaker at numerous national and international forums. He has also been invited as visiting professor to universities in the United States and abroad. He is the editor of several textbooks and serves on editorial boards for several peer-review journals including the Textbook of Interventional Neurology. He is the principal investigator of a large multinational clinical trial funded by National Institutes of Health. He laid the foundation of the Zeenat Qureshi Institutes in several countries. Since its inauguration, the institutes have led the way in cutting-edge research in epidemiology, clinical trials, and basic research.



RAJIV R. RATAN, USA

Rajiv ("Raj") Ratan received his B.A. in Neuroscience (Magna Cum Laude) from Amherst College in 1981 and received the John Woodruff Simpson Fellowship in Medicine. He completed an M.D. and Ph.D. at the New York University School of Medicine where he graduated as a member of AOA in 1988. He completed his Ph.D. with Dr. Michael Shelanski (Chair of Pathology at Columbia University) and Dr. Frederick Maxfield (Chair of Biochemistry at Cornell) where he focused on novel methods to monitor calcium gradients in living cells. He completed an Internship in Medicine at the University of Chicago and was a Neurology resident and then Chief Resident in Neurology at



Invited Speakers

Johns Hopkins (1991-1992). He was awarded the Jay Slotkin Award for excellence in research while a resident; and subsequently received the Passano Foundation Clinician Scientist Award while completing a fellowship in Neurorehabilitation and a post-doc in the Department of Neuroscience at Hopkins. In 1994, he was promoted to Assistant Professor of Neurology and Rehab Medicine at Hopkins and he started his own lab with the help of his post-doc mentor, Jay Baraban. In 1996, he was recruited to set up the Neuroprotection Laboratory in the Department of Neurology and Program in Neuroscience at Harvard Medical School (Harvard Institutes of Medicine and Beth Israel Hospital). He became an Associate Professor at Harvard in 1999. In 2002, Dr. Ratan moved to Burke to Direct the Research Institute. He was formally appointed the Winifred Masterson Burke Professor of Neurology and Neuroscience at Weill Medical College in 2004 and named an Associate Dean for the medical college in 2011.



JONATHAN ROSAND, USA

A practicing neurointensivist and vascular neurologist, Dr. Rosand's contributions are the product of his leadership of both an elite clinical service and a cutting-edge research group. He is Professor of Neurology at Harvard Medical School and Chief of Neurocritical Care and Emergency Neurology at MGH, where is appointed to the J. P. Kistler Endowed Chair. Dr. Rosand's research group is housed within the MGH Center for Human Genetic Research and the Broad Institute of MIT and Harvard. Dr. Rosand's impact as clinician, investigator, mentor and administrator has been driven by his passion for patient care and his commitment to rigorous science, multi-disciplinary collaboration, team-building, the embrace of new ideas and technologies, and, most importantly, the outstanding junior investigators he continues to recruit from around the world. His research group's contributions to the understanding of intracerebral



Invited Speakers

hemorrhage and stroke genetics, along with his scientific leadership at the global level, make Dr. Rosand among the world's leading clinical investigators in neurocritical care and stroke. He is the author of well over 200 scientific publications and led the establishment of the International Stroke Genetics Consortium, which has been responsible for the recent rapid progress in stroke genetics. Widely acknowledged as an outstanding mentor, Dr. Rosand is Director of the joint National Institute of Neurological Disorders and Stroke/American Neurological Association career development course for the nation's top neuroscience clinician-scientists. In addition, he serves as the current chair of the NINDS committee responsible for reviewing career development grants for clinician-scientists. He established and, until 2011, directed the ACGME and NCS-accredited Massachusetts General Hospital/Brigham and Women's Hospital/Harvard Medical School fellowship programs in both vascular neurology and neurocritical care.



KEVIN N. SHETH, USA

Dr. Sheth graduated from Johns Hopkins University and the University of Pennsylvania School of Medicine. He was an intern at Brigham and Women's Hospital and a neurology resident and chief resident at Partners Neurology (Massachusetts General and Brigham & Women's Hospitals). After a fellowship in vascular neurology and neuro-critical care at Harvard, he was appointed the first neurology trained neurointensivist at the University of Maryland and R Adams Cowley Shock Trauma Center. He was recruited to Yale as the founding chief of the Division of Neurocritical Care and Emergency Neurology and Chief of Clinical Research for the Department of Neurology. His interests are in the advancement of therapies and care of patients with devastating acute neurological syndromes, especially those complicated by brain swelling and hemorrhage. He is a nationally recognized clinical and translational scientist and has directed a number of multicenter studies testing potential therapies against brain swelling, stroke, and



Invited Speakers


hemorrhage. His research group also develops novel imaging and serum based biomarkers for the neuro-ICU and furthers understanding of prognosis. He is the winner of the prestigious Robert Siekert Award from the American Heart Association, and his research has been funded by the NIH, American Academy of Neurology, American Heart Association (AHA), US Army, and the Passano Foundation. He has also led several innovative academic-industry partnerships. He has led the initial American Heart Association working group for large stroke and swelling. Dr. Sheth is the author of over 100 publications in critical care neurology and stroke. He serves on six editorial boards including Stroke, Neurocritical Care, Neurology and Neurosurgery and has served on study sections for the NIH, AHA, FDA and NASA. His highly collaborative work is dedicated to the improved understanding of neurological disease in the critically ill, and Dr. Sheth is committed to the care of his patients with acute brain injury.



VINEETA SINGH, USA

Vineeta Singh is Professor of Neurology at University of California, San Francisco. She specializes in the treatment of patients with stroke, brain and spinal cord injury, encephalopathy, and status epilepticus. She earned her medical degree at Banaras Hindu University in India, where she also completed a medicine residency. Dr. Singh completed a residency in neurology at Allegheny University Hospital in Philadelphia, and a fellowship in Stroke and Neurocritical Care at UCSF Medical Center before joining the medical center staff in 2000 as an active clinician, educator, and researcher. She is board certified in Adult Neurology, Vascular Neurology and Neurocritical Care.

Since 2007, she has been based at San Francisco General Hospital, a Level 1 Trauma Center, caring for patients with life-threatening neurologic disorders in the surgical/trauma ICU. She enjoys the challenge of ensuring that underserved patients with a broad spectrum of primary disorders of the nervous system or neurologic complications of trauma and major



Invited Speakers

systemic illness receive high quality care. From 2006-11, Dr. Singh directed the UCSF Neurocritical Care Fellowship Program, which was accredited by the UCNS in 2008. She is actively involved in resident and student teaching and was recognized by the UCSF Academy of Medical Educators for Excellence in Direct Teaching in 2012. Dr. Singh is a recipient of career development award from NIH/NINDS that supported her research on Dural Arteriovenous Fistulas. She has been involved in a number of multicenter human clinical trials of stroke as co-investigator since 1999 and is currently the site-PI for NIH-funded Intracerebral hemorrhage Deferoxamine trial. Dr. Singh is member of several national and international professional societies and a Fellow of American Academy of Neurology, American Neurological Association and American Heart Association.

CHITRA VENKATASUBRAMANIAN, USA

Dr. Venkatasubramanian is an Associate Professor of Neurology at Stanford University, California. She is a practicing vascular neurologist and neurointensivist who joined the Stanford faculty in 2007 after completing successive residencies in internal medicine (India) and neurology (Stanford University) and fellowships in vascular neurology and neurocritical care (Stanford University). She holds a Masters degree in Clinical Trials from LSHTM, University of London and is a board certified neurosonologist. Her primary clinical focus is the hands on care of neurologically critically ill patients in the intensive care units across Stanford. She also attends on the vascular neurology service. She maintains an outpatient clinic for patients with complex and rare neurovascular diseases and also follows patients discharged from the neurological ICU, in the "Outcomes clinic".

Her research focuses on the study of brain edema, tissue perfusion, brain ischemia and seizures after intracerebral hemorrhage using novel MRI techniques. She is the Stanford principal investigator



Invited Speakers

for several ongoing and completed multicenter clinical trials in intracerebral hemorrhage, ischemic stroke and traumatic brain injury. She is the author/co-author of over 20 peer reviewed publications, 6 book chapters and over 40 peer reviewed scientific abstracts. She is an ad hoc reviewer for Neurocritical care, Stroke, Neurology and AJNR. She is also an abstract reviewer for the International Stroke Conference. She writes monthly for the neurocritical care society "NEWS- new science in neurocritical care". She also spearheads protocol development and quality improvement in the areas of emergency anticoagulation reversal, hypothermia after cardiac arrest, brain death and organ donation and pre-hospital neurocritical care for Lifelight transport. She is keenly interested in the introduction of novel technologies in the ICU for delivering cutting edge neurocritical care. She is the physician advisor for the ICU Patient Family Advisory Council at Stanford. She is on the advisory board for the Pacific Stroke Association, a community organization educating the public about stroke. She has mentored and trained over 10 neurocritical care fellows and numerous stroke fellows at Stanford.



DARIN ZAHURANEC, USA

Dr. Darin Zahuranec is currently Assistant Professor of Neurology at the University of Michigan. He completed his undergraduate and medical school training at Case Western Reserve University. He then moved to the University of Michigan for his neurology residency, vascular neurology fellowship, as well as a Master's degree in Clinical Research Design and Statistical Analysis. His research has focused on stroke epidemiology as well as end-of-life decision making in the setting of severe stroke. As an investigator in the ongoing NIH-funded Brain Attack Surveillance in Corpus Christi (BASIC) project, he has published extensively on the epidemiology of intracerebral hemorrhage (ICH) with a specific focus on racial and ethnic differences in ICH. He is also the principal investigator of the Outcomes Among Stroke Surrogate



Invited Speakers

Decision Makers (OASIS) study, a recently-funded R01 project to investigate the long term outcomes among family decision makers of stroke patients in bi-ethnic population of Corpus Christi Texas. Dr. Zahuranec served as an author on the first-ever American Heart Association/American Stroke Association Scientific Statement on Palliative and End-of-Life Care in Stroke, and has been active in the planning of the International Stroke Conference, completing a 3-year term on the program committee in 2015.




ELIZABETH KANE ZINK, USA

Ms. Zink has been a nurse for 19 years, the majority of which have been spent in neurosciences critical care and stroke, as a staff nurse, nurse practitioner and clinical nurse specialist. She has lectured nationally and internationally on topics of neurosciences critical care and stroke and has published on the nursing care of patients with neurologic critical illness. Ms. Zink has an interest in clinical and outcomes research, participating as a co-investigator on several studies and most recently as principal investigator on a qualitative study regarding family member perceptions of early mobility in the neuroscience critical care unit. Ms. Zink is currently pursuing a PhD in nursing at the Johns Hopkins School of Nursing with a focus on the biologic mechanisms of mobility interventions in patients with hemorrhagic stroke.



MARIO ZUCCARELLO, USA


Mario Zuccarello, MD, is Professor and the Frank H. Mayfield Chair for Neurological Surgery and Chairman of the Department of Neurosurgery at the University of Cincinnati. He is also a member of the Mayfield Clinic, UC Neuroscience Institute and the Greater Cincinnati/Northern Kentucky Stroke Team. Dr. Zuccarello is dedicated to clinical research in neurovascular disease and the development of new neurosurgical techniques for the treatment of stroke, cerebral hemorrhage, vasospasm, carotid artery



Invited Speakers

disease, and moyamoya disease. While Cincinnati has become widely known for its leadership in stroke research, treatment, and the development of clot-busting drugs, Dr. Zuccarello has led a quiet revolution in the prevention and treatment of brain hemorrhages, which rank among the most hazardous conditions of the brain.


Dr. Zuccarello graduated summa cum laude from the Gymnasium in Catania, Italy, in 1970. He received his medical degree from the University of Padova, Italy, in 1976, and completed his residency in neurosurgery from Padova, with summa cum laude honors, in 1980. He subsequently performed research fellowships at the University of Iowa and the University of Virginia Medical Center, Charlottesville, and a clinical fellowship at the University of Cincinnati. He was inducted into Alpha Omega Alpha, the national medical honor society in 2001 and has been named to the Best Doctors in America since 2005. In 2013, he received recognition by members of the Vasospasm consortium for his dedication and outstanding accomplishments in the field of experimental and clinical research on subarachnoid hemorrhage.



Invited Speakers

**List of Short Oral-Poster Presentation**


- OP-001 Local Fibrinolytic Therapy for Intraventricular Hemorrhage: A Meta-Analysis of Randomized controlled trials
Deren Wang, USA
- OP-002 Primary intraventricular hemorrhage in Chinese population
Si Zhang, China
- OP-003 A retrospective clinical study of 98 adult idiopathic primary intraventricular hemorrhage cases
Lu Ma, China
- OP-004 Survival analysis of surgically evacuated supratentorial spontaneous intracerebral haemorrhage with intraventricular extension.
David Rodríguez, Spain
- OP-006 The Role of Ultrasound in ICH Evacuation
Klaus D M Resch, Austria
- OP-007 Minimally Invasive Intracerebral Hemorrhage Evacuation: Initial Experience With the Apollo System in 27 Patients
Alexander G Chartrain, USA
- OP-008 Surgical Treatment of Spontaneous Supratentorial Intracerebral Hemorrhage in Sweden 2011-2015
Andreas Fahlström, Sweden
- OP-009 Minimally invasive surgery as the standard technique for intracerebral and intraventricular hemorrhages in Japan
Takeya Watabe, Japan
- OP-010 Endoscopic Evacuation of Intracerebral Haemorrhage: A single centre 4 year experience at National University Hospital, Singapore
Swati Jain, Singapore
- OP-011 Minimally Invasive Intracerebral Hemorrhage Evacuation: Fluid-Filled Stereotactic Intracerebral Hemorrhage Underwater Blood Aspiration (SCUBA) Evacuation Strategy Improves In-Hospital Outcomes
Alexander G Chartrain, USA
- OP-012 Purely Endoscopic Resection of a Cavernous Malformation on the Floor of Third Ventricle and Aqueduct of Sylvius: Surgical Technique and Review of Literature
Alexander Perdomo Pantoja, USA
- OP-013 Effect of first line endovascular embolization and subsequent microsurgery to Control Seizure in Patients with Cerebral Arteriovenous Malformations (AVM)
Alexey L. Krivoshapkin, Russia
- OP-014 Intracranial hemorrhage as a presentation of brain arteriovenous malformations bleeding; clinical and therapeutic considerations
Mauro Campello, Italy

**List of Short Oral-Poster Presentation**

- OP-015 The role of Connexin-43 signaling in cerebral cavernous malformation type-3 lesion
Anuska V Andjelkovic, USA
- OP-016 Intracranial atherosclerotic disease in patients with spontaneous intracerebral hemorrhage: a retrospective cohort study using propensity score matching
Sen Lin, China
- OP-017 Early Hemolysis in Human Patients with Intracerebral Hemorrhage: an MRI Study
Ran Liu, China
- OP-018 ABC/2 accuracy in STICH II: A retrospective methods analysis of semi-automated intracerebral haemorrhage (ICH) volume quantification from a selection of the STICH II cohort
Mark Daniel Haley, United Kingdom
- OP-019 Contrast leakage in patients with spontaneous intracerebral hemorrhage
Wilmar M T Jolink, The Netherlands
- OP-020 Rat brainstem hemorrhage model: Key points to success in modeling
Meng Tian, China
- OP-021 White matter injury after intraventricular hemorrhage: role of red blood cell lysis and iron
Jianru Li, USA
- OP-022 Therapeutic targeting of oxygen-sensing prolyl-hydroxylases abrogates ATF4-dependent death and improves outcomes after brain hemorrhage
Saravanan S. Karuppagounder, USA
- OP-023 Oxidative Toxicity and DNA Damage in Experimental Hemorrhage Models: Targeting with a Novel Carbon Nano-Antioxidant
Thomas A. Kent, USA
- OP-024 A single pharmacological dose of selenium induces an adaptive selenome response, which inhibits ferroptosis and protects in intracerebral hemorrhage.
Ishraq Alim, USA
- OP-025 Axl/Merk-mediated efferocytosis of eryptotic erythrocytes modulates macrophage polarity and brain recovery after intracerebral hemorrhage
Che Feng Chang, USA
- OP-026 N-acetylcysteine targets nuclear envelope-derived, toxic lipids to improve outcomes following hemorrhagic stroke in mice
Saravanan S. Karuppagounder, USA

**List of Short Oral-Poster Presentation**

- OP-027 Laropiprant, a clinically tested PGD2 DP1 receptor antagonist, minimizes brain injury following intracerebral hemorrhage
Abdullah S Ahmad, USA
- OP-028 TGF- β 1 Modulates Microglial Phenotype and Promotes Recovery after Intracerebral Hemorrhage
Lauren Hachmann Sansing, USA
- OP-029 The characters of Blood blister-like aneurysms in plateau area: a study based on Chinese Tibetan patients
Ruiqi Chen, China
- OP-030 Primary hemorrhagic neurovascular diseases (PHNVDs) in plateau area: a study based on Chinese Tibetan population
Anqi Xiao, China
- OP-031 Intracerebral hemorrhage burden in Japan: results from the Japan Stroke Data Bank
Shoichiro Sato, Japan
- OP-032 Risk factors for asymptomatic microbleeds in patients with intracerebral hemorrhage
Miguel Litao, USA
- OP-033 Prehospital systolic blood pressure is related to ICH volume on admission but not with ultraearly hematoma growth or active hemorrhage
David Rodriguez-Luna, Spain
- OP-036 Cerebellar intracerebral haemorrhage – factors affecting treatment decisions
Jarno Satopaa, Finland
- OP-037 Prevalence, severity, and risk factors of ataxia after spontaneous cerebellar hemorrhage
Chuanyuan Tao, China
- OP-038 Endoscopic hematoma evacuation for spontaneous cerebellar hemorrhage
Takuji Yamamoto, Japan
- OP-039 Association of cerebral microbleeds with premorbid, admission, and discharge function in patients with intracerebral hemorrhage
Miguel Litao, USA
- OP-043 Novel Concept and Surgical Application of Minimally-invasive neurosurgery to traumatic brain injury
Abel Po Hao Huang, Taiwan
- OP-044 Decompressive craniectomy following traumatic brain injury: our experience
Tomaz Velnar, Slovenia

**List of Short Oral-Poster Presentation**


- OP-045 Acute subdural hemorrhage associated with venous thrombosis: a mimic of trauma in infants
Julie A Mack, USA
- OP-046 Clinical and radiographic characteristics associated with abusive and non-abusive head trauma: a systematic review
Shalea J Piteau, Canada
- OP-047 Cavitation-dependent brain hemorrhage, a novel contusion rat model with non-invasive and highly reproducible protocol
Abel Po Hao Huang, Taiwan
- OP-048 Examining CT Markers of Craniomaxillofacial Trauma and Intracranial Hemorrhage in Mild Traumatic Brain Injury (mTBI) Patients from the B-AHEAD3 Trial
Hasan Ali, USA
- OP-049 Modifying the ICH Score to suit the needs of the developing world
Ajay Hegde, India
- OP-050 Comparison between APACHE II and ICH scores evaluating mortality rates in patients with spontaneous intracerebral haemorrhage admitted to the Intensive Care Unit.
David Rodríguez, Spain
- OP-051 The Accuracy of the Spot Sign and the Blend Sign for Predicting Hematoma Expansion in Patients with Spontaneous Intracerebral Hemorrhage
Yanming Ren, China
- OP-052 A proof of concept study to evaluate the administration of CN-105 in participants with Acute supraTentorial intraCerebral Hemorrhage (CATCH Trial)
Michael L. (luke) James, USA
- OP-053 Glyburide in treatment of Cerebral edema
Iftekhar Ahmed, USA
- OP-054 Neuroprotection of nalmefene for postoperative patients with spontaneous intracerebral hemorrhage
Xi Li, China
- OP-056 Intracerebral Hemorrhage with Cerebral Venous Sinus Thrombosis in Tibetan Population
Lu Ma, China
- OP-057 Why do Chinese patients have better outcome after ICH? INTERACT2 Results
Xia Wang, Australia
- OP-058 Intracerebral hemorrhage during pregnancy
Lu Ma, China

**List of Short Oral-Poster Presentation**

- OP-059 Predictors of pneumonia and its outcome in intracerebral hemorrhage
Xia Wang, Australia
- OP-060 Sex differences for blood pressure lowering and outcome in intracerebral haemorrhage: INTERACT2 results
Xia Wang, Australia
- OP-061 Non-endoscopic minimally invasive evacuation of intracerebral haematoma
Tomaz Velnar, Slovenia
- OP-062 Minimally Invasive Intracerebral Hemorrhage Evacuation: Stereotactic Intracerebral Hemorrhage Underwater Blood Aspiration (SCUBA) Fluid-Filled Evacuation Strategy Does Not Appear to Increase Intracranial Pressure
Alexander G Chartrain, USA
- OP-063 Intracerebral Haemorrhage Evacuation by MIN Techniques
Klaus D M Resch Austria
- OP-064 hemostasis during early minimally invasive endoscopic-assisted evacuation of intracerebral hemorrhage
Abel Po Hao Huang, Taiwan
- OP-065 the surgical strategy of hypertensive thalamus homorrhage
Lu Ma, China
- OP-066 Primary intracerebral haematoma evacuation through external ventricular drainage
Tomaz Velnar, Slovenia
- OP-071 Factors associated with subdural hematoma expansion in patients on heparin therapy
Aislyn C Dirisio, USA
- OP-072 Association between blood pressure and self-reported obstructive sleep apnea in patients with spontaneous intracerebral hemorrhage
Jun Zheng, China
- OP-073 Recovery of visual field after occipital hemorrhage evacuation by MIN Techniques
Klaus D M Resch, Austria


**List of Posters**

- P-001 PGE2 EP1-4 Temporospacial Expression Level Changes in the Brain after Intracerebral Hemorrhage in Young, Aged, and EP1 Deficient Mice Suggests Cross-talk Interactions
Sylvain Dore, USA
- P-002 PGE2 EP1 receptor potentiates microglial CD36 recycling without effects on migration
Sylvain Dore, USA
- P-003 Temporal trend of serum biomarker changes after intracerebral hemorrhage
Shih Hung Yang, Taiwan
- P-004 Conditional Knockout of PPARgamma in Microglia/ Macrophages Prolong Inflammatory Response after Intracerebral Hemorrhage in Mice
Xiurong Zhao, USA
- P-005 Is an elevated MMP-9 level a predictor for hemorrhagic transformation after ischemic stroke? A systemic review and meta-analysis
Li Yuxiao, China
- P-007 Compare the Benefit of the Decompressive Craniectomy in Massive ICH and Major Infarction patients
Do Sung Yoo, South Korea
- P-008 Baseline characteristics and day 90 outcome in the RIGHT-2 trial: an interim analysis
Zhe Kang Law, United Kingdom
- P-009 TICH-2 Trial – Tranexamic Acid for Intracerebral Haemorrhage 2
Zhe Kang Law, United Kingdom
- P-010 Tranexamic acid for intracerebral haemorrhage: protocol for an individual patient data meta-analysis and systematic review
Zhe Kang Law, United Kingdom
- P-011 Novel clinical trial design: INTERACT3 - a stepped-wedge cluster randomized trial
Lily Song, China
- P-012 How Training in MISTIE III Affects Site Performance
Krista Vermillion, USA
- P-013 VISTA-ICH: A Data and Neuroimaging Resource to Inform Clinical Trial Design
W. Andrew Mould, Baltimore
- P-014 Changes in volume of haematoma in STICH II and impact on outcome
Barbara A Gregson, Newcastle Upon Tyne




List of Posters

- P-015 Transcranial Direct Current Stimulation in Post-Stroke Aphasia: A Hemorrhagic Stroke Case Report
Catherine Norise, USA
- P-016 Treatment of Poor Grade Sub-arachnoid Haemorrhage Trial (TOPSAT2)
Barbara A Gregson, United Kingdom
- P-017 Randomised evaluation of surgery with craniectomy for patients undergoing evacuation of acute subdural haematoma (RESCUE-ASDH)
Barbara A Gregson, United Kingdom
- P-018 Predictors of Comfort Measures Only in the Ethnic/Racial Variations of Intracerebral Hemorrhage (ERICH) Study
Cora Ormseth, USA
- P-019 Hospital utilization, in-hospital mortality, palliative care, hospital charges and length of stay for patients with intracerebral hemorrhage (ICH) across different racial groups.
Mohammad Rauf Afzal, USA
- P-020 Racial disparities on hospital utilization, hospital charges, in-hospital mortality and palliative care among patients with subarachnoid hemorrhage
Mohammad Rauf Afzal, USA
- P-021 A cross sectional survey of physicians regarding challenges to diagnosis and management of intracranial hemorrhage in two teaching hospitals in Tanzania
Faheem G Sheriff, USA
- P-023 Neurological severity on admission in Japanese middle-aged intracerebral hemorrhage patients with their family doctors
Yuhie Tanno, Japan
- P-025 Clinical presentation and outcomes of young adults enrolled in the Ethnic/Racial Variations of Intracerebral Hemorrhage Study
Laura C. Miyares, USA
- P-028 Validation and Evaluation of Clinical Prognostic Scores in Spontaneous Intracerebral Hemorrhage: A Retrospective Study
Mervyn Jun Rui Lim, Singapore
- P-030 Perihematomal Edema Expansion Rate is Associated with Poor Functional Outcome at 90 Days in Patients with Spontaneous, Supratentorial Intracerebral Hemorrhage
Audrey C Leasure, USA




List of Posters

- P-031 FUNC Score is a Better Predictor of Mortality and Functional Independence Compared to the ICH Score for Patients Over the Age of 80
Audrey C Leasure, USA
- P-032 Thalamic hemorrhage in patients between 18 and 65 years: clinical and radiological parameters and functional outcome
Jan De Vlieger, Belgium
- P-033 3D Illustration to Quantify Volume of Traumatic Intraparenchymal Hemorrhage
Owen P Leary, USA
- P-034 Evacuation of Traumatic Intracranial Haemorrhage by MIN Techniques
Klaus D M Resch, Austria
- P-035 Long-term outcome after surgical evacuation of intracerebral hemorrhage - a retrospective single-center study in southern Sweden
Ebba Troberg, Sweden
- P-036 Highest In-Hospital Glucose Measurements are Associated with Neurological Outcomes in Intracerebral Hemorrhage Patients
Jonathan Rosenthal, USA
- P-037 Has MISTIE improved access to Neurosurgery for intracerebral haemorrhage patients? An analysis of a hospital-based ICH registry
Victoria O'loughlin, United Kingdom
- P-038 Single-Center Experience of Surgical and Endovascular Treatment of Ruptured Intracranial Aneurysms
Shinsuke Sato, Japan
- P-039 Management Strategies for Patients Receiving FXa Inhibitors or LMWH Admitted for ICH
W. Richey Neuman, USA
- P-040 The Role of Serum Glial Fibrillary Acidic Protein (GFAP) as a Novel Dimension to Prognostic Tools in Spontaneous Intracerebral Hemorrhage: A Feasibility Study
Mervyn Jun Rui Lim, Singapore
- P-041 White Matter Lesions and Risk for Secondary Hemorrhage after Intraventricular rt-PA: a Secondary Analysis of CLEAR III
Björn M Hansen, USA
- P-042 Neuroprotection of a brain-permeable iron chelator, VK-28, against intracerebral hemorrhage in mice
Jieru Wan, USA



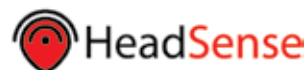
List of Posters


- P-043 Study showing the present treatments & medical management for ICH and SAH in patients visiting a tertiary Neurology Center in South India in the year 2016
Haajra Fatima, India
- P-045 Use of Dexamethasone for Persistent Perihematoma Edema in Primary Intracerebral Hemorrhage
Richa Manglorkar, USA
- P-046 The Effects of Third Ventricle Obstruction by Thalamic Intracerebral Hemorrhage on Functional Outcome in the CLEAR III Trial
Natalie Ullman, USA
- P-047 Evaluation of Optimal Intrathecal Mesenchymal Stem Cell Dose for Intracerebral Hemorrhage Application
Peng Huang, USA
- P-048 Rationale and Design of a Statewide, Prospective, Cohort Study to Examine Efficient Resource Utilization for Patients with Intracerebral Hemorrhage (EnRICH)
Ellie Meyer, USA
- P-049 Management of Novel Oral Anticoagulant-Associated Intracranial Hemorrhage
Aislyn C Dirisio, USA
- P-050 {In-vitro} feasibility and validation of histotripsy as an effective and rapid treatment technique for liquefying blood clots through excised human skullcaps
Tyler Gerhardson, USA
- P-051 Resumption of Anticoagulant Therapy after Intracranial Hemorrhage: A Systematic Review and Meta-Analysis
Santosh B Murthy, USA
- P-052 Surgical Decision Making for Intracerebral Haemorrhage - Evidence from the STICH trials
Alexander David Mendelow, Newcastle upon Tyne
- P-053 Management of a diagnostic dilemma
Rhuban Sundran, United Kingdom
- P-054 Subcutaneous Unfractionated Heparin Prophylaxis and Patient Demographics of Hemorrhage and VTE
Alejandro Carrasquilla, USA



Supporting Organization & Sponsors

We thank to the below sponsors and exhibitors for their valuable support to the 6th World Intracranial Hemorrhage Conference (WICH 2017)





Company Profiles

CSL BEHRING

CSL Behring
Biotherapies for Life™

BOSTON SCIENTIFIC

**Boston
Scientific**

PFIZER INC.

Pfizer

Address : 1 Portland Street Cambridge,
MA 02139
E-mail : julia.dvorkin@pfizer.com
Contact Person : Julia Dvorkin

About Pfizer Inc.: Working together for a healthier world®
At Pfizer, we apply science and our global resources to bring therapies to people that extend and significantly improve their lives. We strive to set the standard for quality, safety and value in the discovery, development and manufacture of health care products. Our global portfolio includes medicines and vaccines as well as many of the world's best-known consumer health care products. Every day, Pfizer colleagues work across developed and emerging markets to advance wellness, prevention, treatments and cures that challenge the most feared diseases of our time. Consistent with our responsibility as one of the world's premier innovative biopharmaceutical companies, we collaborate with health care providers, governments and local communities to support and expand access to reliable, affordable health care around the world. For more than 150 years, Pfizer has worked to make a difference for all who rely on us. To learn more, please visit us at www.pfizer.com.

EKOS CORPORATION

EKOS



Company Profiles

NINDS/NIH



PENUMBRA'S CTO

Address : 1 Penumbra Place, Alameda,
CA 94502
Phone : 5109952173
E-mail : jbelke@penumbrainc.com
Web : www.penumbrainc.com
Contact Person : Joey Belke




Headquartered in Alameda, California, Penumbra, Inc. is a global interventional therapies company that designs, develops, manufactures and markets innovative medical devices. We have a broad portfolio of products that addresses challenging medical illness and significant clinical needs across two major markets, neuro and peripheral vascular. The conditions that our products address include, among others, ischemic stroke, hemorrhagic stroke and various peripheral vascular conditions that can be treated through thrombectomy and embolization procedures.

PORTOLA PHARMACEUTICALS

Address : 270 E Grand Avenue,
South San Francisco, CA 94080
Phone : 650-246-7000
Fax : 650-246-7376
E-mail : contact@portola.com
Web : www.portola.com



Portola Pharmaceuticals Inc. is a biopharmaceutical company focused on the development and commercialization of novel therapeutics in the areas of thrombosis, other hematologic disorders and inflammation for patients who currently have limited or no approved treatment options. Portola's goal is to build an enduring biopharmaceutical company with a foundation of products and product candidates that significantly advance patient care in the areas of thrombosis, other hematologic disorders and inflammation. Portola is headquartered in South San Francisco, California.



Company Profiles

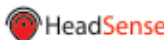
KARL STORZ ENDOSCOPY-AMERICA

The KARL STORZ VITOM® 3D system now provides surgeons with a solution for visualization of microsurgical and open surgical interventions. Although applications are similar to those of operating microscopes, the surgeon can work comfortably using a 3D monitor. This allows more freedom of motion and a broad array of positioning options. The most important functions are controlled via the IMAGE1 PILOT, which is mounted on the OR table in the immediate vicinity of the surgeon. Use of the VITOM® 3D system helps improve workflow by offering the entire OR team the same view of the surgical site as the surgeon.



HEADSENSE MEDICAL

Address : Hagavish 4th Netanya, Israel
Phone : (551) 666-8292
E-mail : guy@head-sense-med.com
Web : www.head-sense-med.com
Contact Person : Guy Weinberg (CEO)




HeadSense develops a non-invasive brain monitor based on acoustic signal analysis. The device is a headset like disposable that sends a low-frequency acoustic signal through the intracranial space which is later analyzed along with other acoustic signal to estimate ICP. The technology has been tested in multiple centers in the U.S. and Europe and have demonstrated good potential in assessing patients ICP non-invasively.

ASSOCIATED BLACK CHARITIES

Address : 1114 Cathedral Street,
Baltimore, Maryland 21201
Phone : 410-659-0000
Fax : 410-659-5121
E-mail : info@abc-md.org
Web : www.abc-md.org
Contact Person : Diane Bell-McKoy, President and CEO



In Maryland, ABC is a champion for economic transformation for African Americans and other marginalized communities in areas related to our organizational mission – to advocate and facilitate the creation of measurably healthier and more prosperous communities through responsible leadership and philanthropic investment throughout the State of Maryland.



Company Profiles

SNAPTIVE

Address : 800- 555 Richmond Street West
Toronto, ON M5V3B1
Phone : 6479253435
E-mail : Jessica.ezer@synaptivemedical.com
Web : Synaptivemedical.com
Contact Person : Jessica Ezer



Synaptive is a medical device and technology company made up of a talented team of scientists, engineers, locallybased customer care specialists and business experts. In collaboration with leading clinicians and healthcare systems, Synaptive is revolutionizing products and services that cross traditional barriers to enable continuous improvement in care delivery, in and beyond the operating room. Their integrated BrightMatter™ solutions, including surgical planning, navigation and visualization, and informatics platform, are designed to give clinicians the information they need to ensure the best possible outcomes for patients.

NICO




EDWARDS LIFESCIENCES




EDGE






Authors Index

A		F	
Abdullah S Ahmad	32	Farhaan S Vahidy	16, 35
Abel Po Hao Huang	26, 29	Fred Colbourne	19
Aislyn C Dirisio	29		
Ajay Hegde	21, 27	G	
Alexander G Chartrain	23, 24, 29		
Alexander Perdomo Pantoja	24	Guohua Xi	20
Alexey L. Krivoschapkin	24		
Andreas Fahlström	23	H	
Andrew Carlson	36		
Anqi Xiao	32	Hasan Ali	27
Anuska V Andjelkovic	24	Helen Kim	30
Ashkan Shoamanesh	18		
		I	
B			
Barbara Gregson	21, 34, 35	Iftkhar Ahmed	27
Baruch Ben Dor	21	Ishraq Alim	31
Bruce Coull	16	Issam Awad	30, 36
		J	
C			
Chao You	21, 36	Jarek Aronowski	16
Charles Flippen	25, 34, 35	Jarno Satopaa	33
Charles Pollack	20	Jianru Li	31
Che Feng Chang	31	John Lewin	20
Chitra Venkatasubramanian	34, 35	Jonathan Rosand	16, 20
Christian Stapf	30	Jonathan R Sukovich	22
Christopher Love	17	Jon Steingrimsson	20
Chuanyuan Tao	33	Joseph Broderick	25
Claudia Moy	34, 35	Joshua Goldstein	18
Craig Anderson	18	Julie A Mack	26
		Jun Zheng	30
D		K	
Daniel Hanley	25		
Daniel Woo	16, 34, 35	Karen Lane	35
Darin Zahuranec	17, 34, 35	Kevin Sheth	20, 34, 35
David Mendelov	21, 36	Klaus D M Resch	23, 29, 30
David Rodriguez	23, 27	Kyriaki Paroutoglou	19
David Rodriguez-Luna	22, 33		
Deng Linghui	19	L	
Deren Wang	22		
Dhanunjaya Lakkireddy	18	Lauren Hachmann Sansing	32
		Lauren Sansing	16
E		Lovisa Tobieson	30
Elizabeth Colantuoni	20	Lu Ma	23, 28, 29
Elizabeth Zink	34, 35		



Authors Index

M		S	
Magdy Selim	18, 25	Saravanan S. Karuppagounder	31, 32
Maningbe Keita	34, 35	Sen Lin	25
Maranatha Ayodele	34	Shalea J Piteau	26
Marietta Zille	17, 35	Sherese Johnson	34, 35
Mario Zuccarello	36	Shoichiro Sato	32
Mark Daniel Haley	25	Si Zhang	23
Mauro Campello	24	Susanne Muehlschlegel	34, 35
M. Edip Gurol	18	Swati Jain	24
Meng Tian	31	Sylvain Dore	17
Michael Luke James	27		
Micheal Halstead	16	T	
Miguel Litao	26, 32		
Moussa Mansour	18	Takeya Watabe	23
		Takuji Yamamoto	33
N		Thomas A. Kent	20, 31
Na Sun	22	Thorsten Steiner	20
Naureen Keric	19	Tomaz Velnar	26, 28, 29
Nicole R Gonzales	22, 35		
		V	
O			
Opeolu Adeoye	34, 35	Vineeta Singh	34, 35
		W	
P			
Pablo Celnik	34, 35	Wendy Ziai	17, 34, 35
Paul Kasher	17	Wilmar M T Jolink	25
Paul Nyquist	16, 18		
Paul Vespa	36	X	
Peter Hutchinson	21		
		Xia Wang	28
Q		Xi Li	28
Qi Li	22	Xin Hu	18
		Y	
R			
Raj Ratan	19	Yan Jiang	30
Ran Liu	22, 25	Yanming Ren	27
Richard Benson	34, 35		
Richard Frederick Keep	16, 17	Z	
Robert Brown	16		
Romer Geocadin	34, 35	Zhe Kang Law	19, 21, 35
Roy Hamilton	17, 34, 35	Zhiyuan Yu	19
Ruiqi Chen	32		



WWW.WORLDICH.ORG